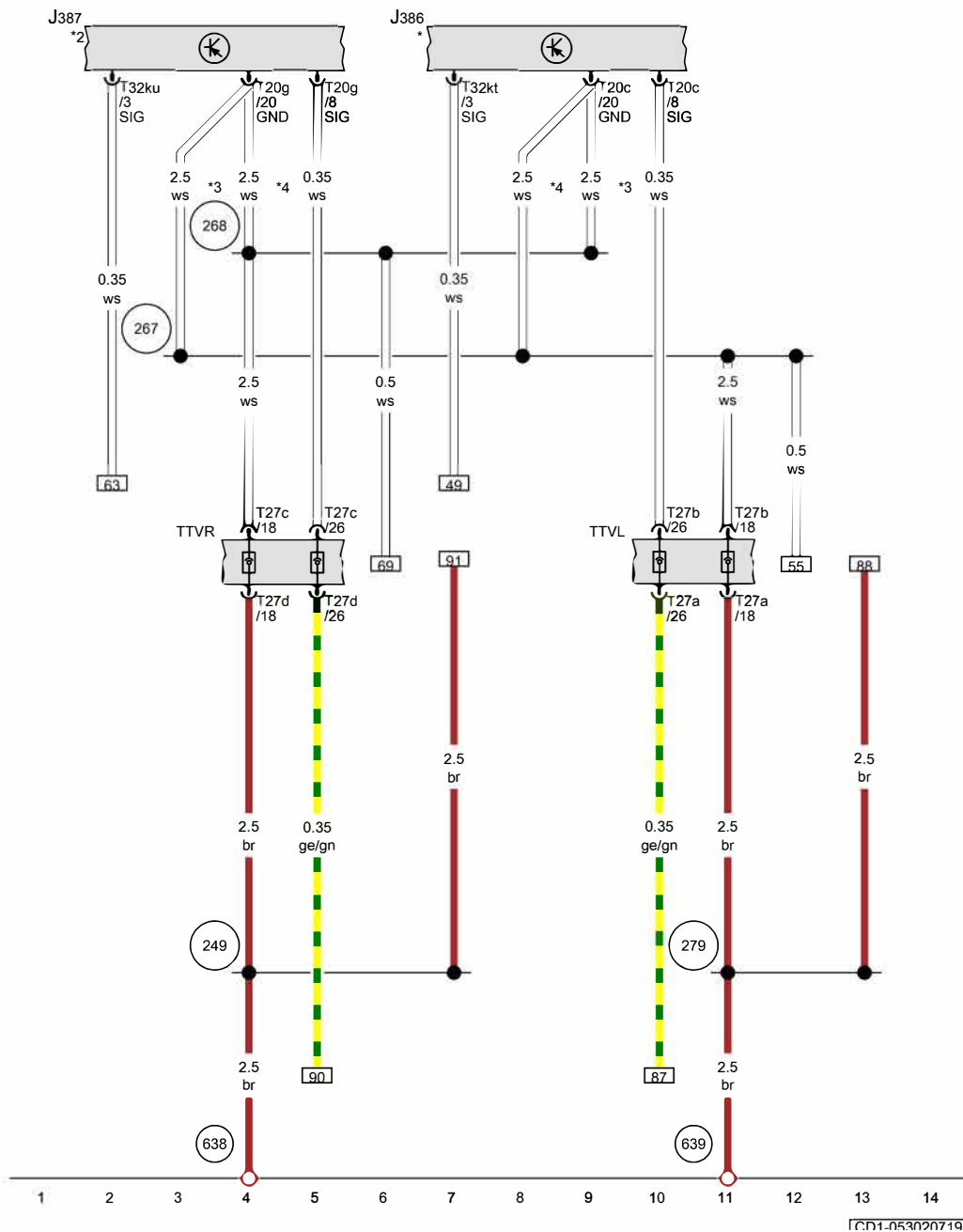


Background lighting , (UD1),(UD2)

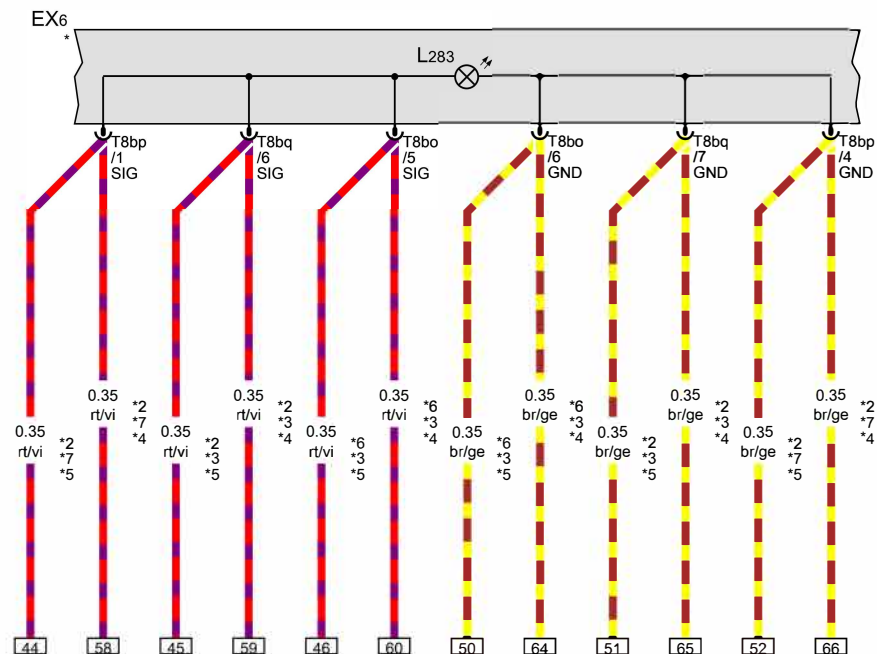
From July 2019

Driver door control unit, Front passenger door control unit



- J386 Driver door control unit
- J387 Front passenger door control unit
- T20c 20-pin connector, white
- T20g 20-pin connector, white
- T27a 27-pin connector, black
- T27b 27-pin connector, black
- T27c 27-pin connector, black
- T27d 27-pin connector, black
- T32kt 32-pin connector, blue
- T32ku 32-pin connector, blue
- TTVL Coupling point for front left door
- TTVR Coupling point for front right door
- 249 Earth connection 2, in interior wiring harness
- 267 Earth connection 2, in drive side door wiring harness
- 268 Earth connection 2, in front passenger side door wiring harness
- 279 Earth connection 5, in interior wiring harness
- 638 Earth point, on right A-pillar
- 639 Earth point, left A-pillar
- * see applicable current flow diagram for door control units, driver side
- *2 see applicable current flow diagram for door control units, passenger side
- *3 For left-hand drive models
- *4 For right-hand drive models

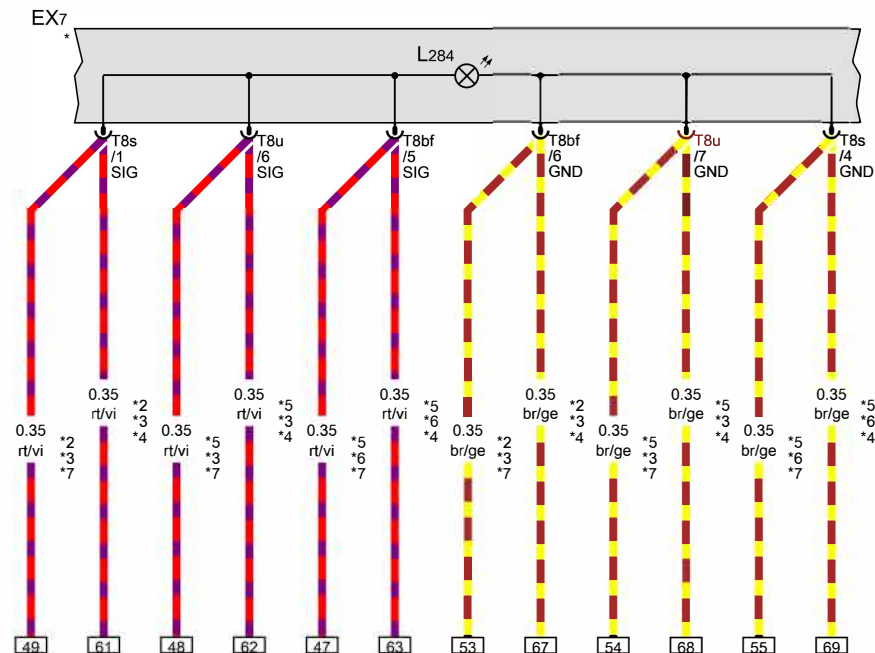
ws = white
 sw = black
 ro = red
 rt = red
 br = brown
 gn = green
 bl = blue
 gr = grey
 li = purple
 vi = purple
 ge = yellow
 or = orange
 rs = pink



Driver exterior door handle

- EX6 Driver exterior door handle
- L283 Light for exterior door handle illumination, driver side
- T8bo 8-pin connector, blue
- T8bp 8-pin connector, grey
- T8bq 8-pin connector, black
- * see applicable current flow diagram for entry and start authorisation
- *2 For models with entry and start authorisation
- *3 For models with near field communication
- *4 For right-hand drive models
- *5 For left-hand drive models
- *6 For models with no entry and start authorisation
- *7 For models without near field communication

ws = white
 sw = black
 ro = red
 rt = red
 br = brown
 gn = green
 bl = blue
 gr = grey
 li = purple
 vi = purple
 ge = yellow
 or = orange
 rs = pink



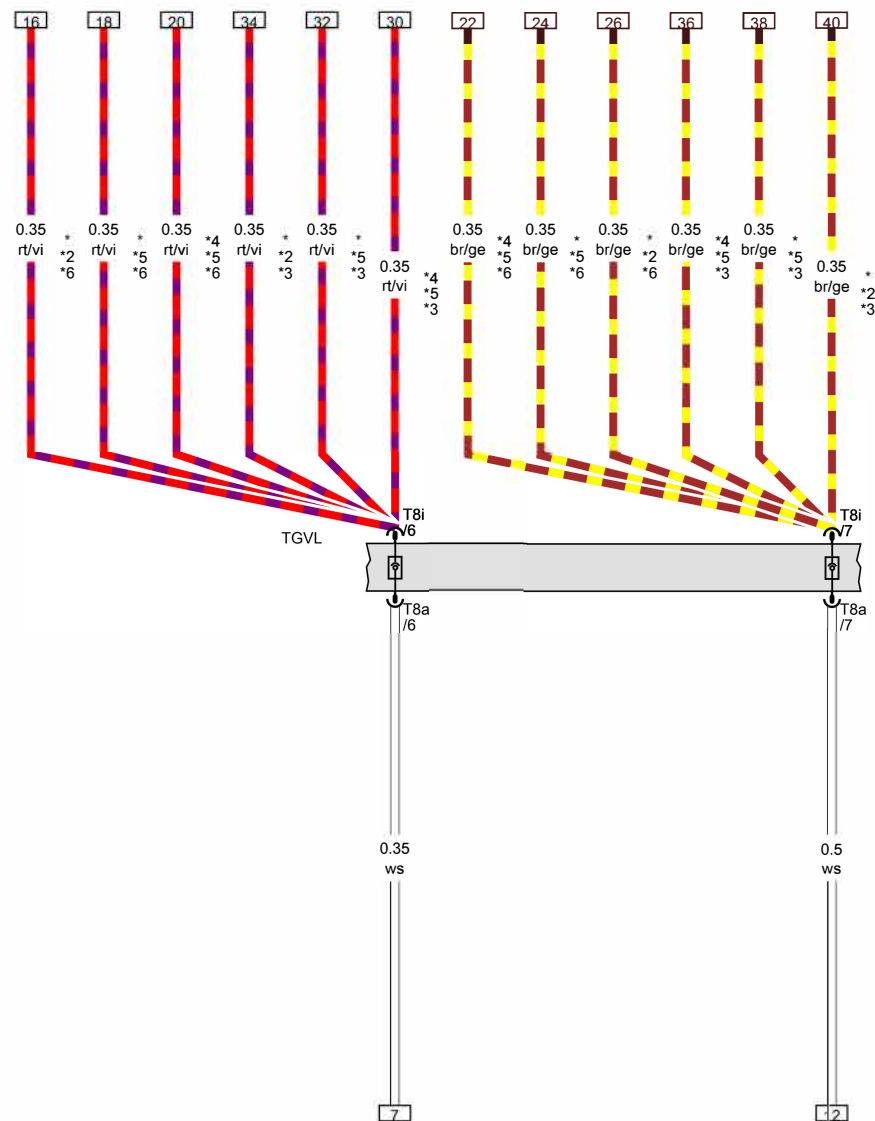
Front passenger exterior door handle

- EX7 Front passenger exterior door handle
- L284 Light for exterior door handle illumination, front passenger side
- T8bf 8-pin connector, blue
- T8s 8-pin connector, grey
- T8u 8-pin connector, black
- * see applicable current flow diagram for entry and start authorisation
- *2 For models with no entry and start authorisation
- *3 For models with near field communication
- *4 For left-hand drive models
- *5 For models with entry and start authorisation
- *6 For models without near field communication
- *7 For right-hand drive models

ws = white
 sw = black
 ro = red
 rt = red
 br = brown
 gn = green
 bl = blue
 gr = grey
 li = purple
 vi = purple
 ge = yellow
 or = orange
 rs = pink

Coupling point on front left exterior door handle

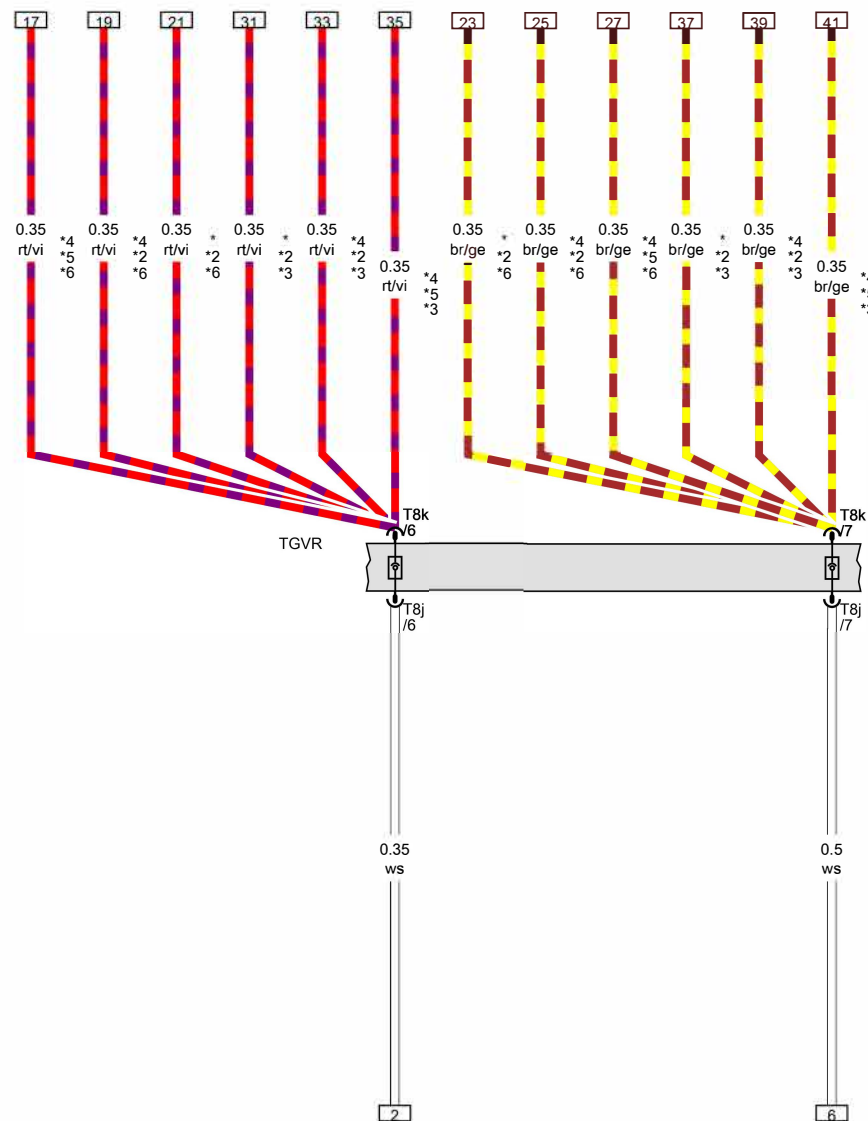
- T8a 8-pin connector, black
- T8i 8-pin connector, black
- TGVL Coupling point on front left exterior door handle
- * For models with entry and start authorisation
- *2 For models without near field communication
- *3 For right-hand drive models
- *4 For models with no entry and start authorisation
- *5 For models with near field communication
- *6 For left-hand drive models

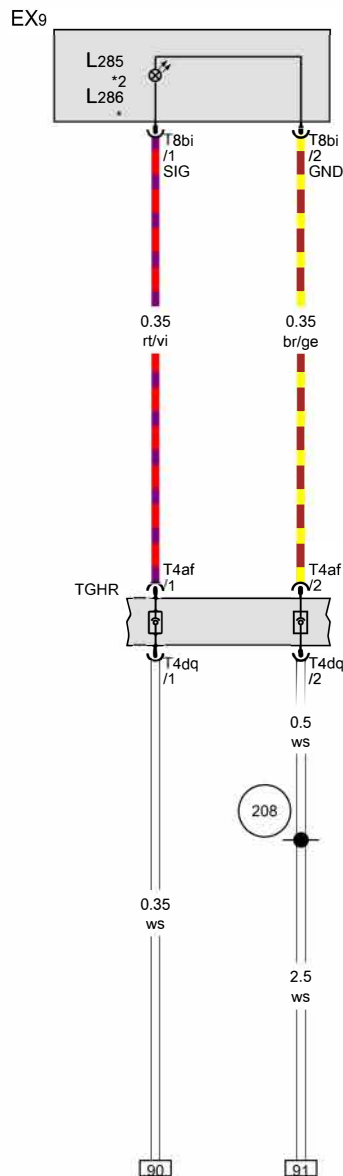
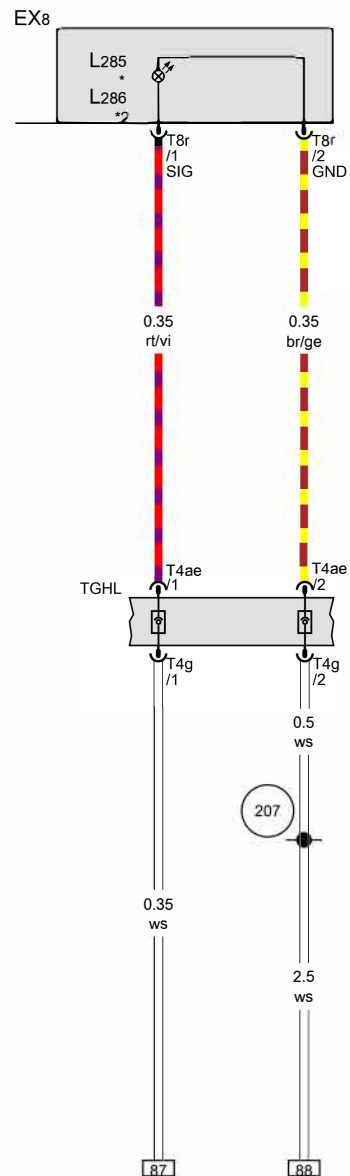


- ws = white
- sw = black
- ro = red
- rt = red
- br = brown
- gn = green
- bl = blue
- gr = grey
- li = purple
- vi = purple
- ge = yellow
- or = orange
- rs = pink

Coupling point on front right exterior door handle

- T8j 8-pin connector, black
- T8k 8-pin connector, black
- TGVR Coupling point on front right exterior door handle
- * For models with no entry and start authorisation
- *2 For models with near field communication
- *3 For left-hand drive models
- *4 For models with entry and start authorisation
- *5 For models without near field communication
- *6 For right-hand drive models





Rear left exterior door handle, Rear right exterior door handle

- EX8 Rear left exterior door handle
- EX9 Rear right exterior door handle
- L285 Light for rear exterior door handle illumination, driver side
- L286 Light for rear exterior door handle illumination, passenger side
- T4ae 4-pin connector, black
- T4af 4-pin connector, black
- T4dq 4-pin connector, black
- T4g 4-pin connector, black
- T8bi 8-pin connector, black
- T8r 8-pin connector, black
- TGHL Coupling point on rear left exterior door handle
- TGHR Coupling point on rear right exterior door handle

207 Earth connection, in rear left door wiring harness

208 Earth connection, in rear right door wiring harness

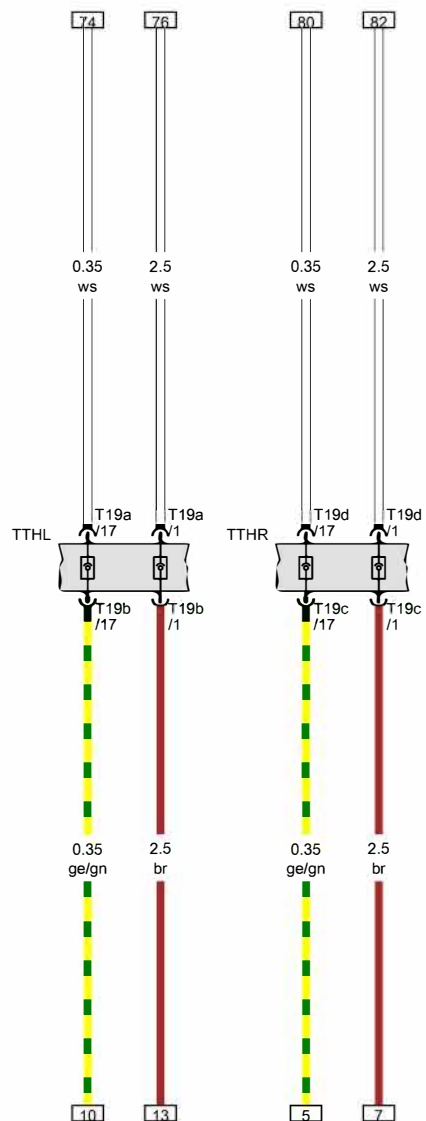
* For left-hand drive models

*2 For right-hand drive models

ws = white
sw = black
ro = red
rt = red
br = brown
gn = green
bl = blue
gr = grey
li = purple
vi = purple
ge = yellow
or = orange
rs = pink

Coupling point for rear left door, Coupling point for rear right door

- T19a 19-pin connector, black
- T19b 19-pin connector, black
- T19c 19-pin connector, black
- T19d 19-pin connector, black
- TTHL Coupling point for rear left door
- TTHR Coupling point for rear right door



- ws = white
- sw = black
- ro = red
- rt = red
- br = brown
- gn = green
- bl = blue
- gr = grey
- li = purple
- vi = purple
- ge = yellow
- or = orange
- rs = pink