



# The SEAT Leon.

Pricing and Specification List.

# Contents.

<b>2</b>	<b>Useful Info</b>
<b>3</b>	<b>Model Prices</b>
<b>5</b>	<b>Leon Equipment</b>
<b>11</b>	<b>Option Prices</b>
<b>15</b>	<b>Colours</b>
<b>16</b>	<b>Wheels</b>
<b>18</b>	<b>Upholsteries</b>
<b>19</b>	<b>Accessories</b>
<b>20</b>	<b>Technical Data</b>
<b>26</b>	<b>Vehicle Excise Duty (VED)</b>
<b>27</b>	<b>CO<sub>2</sub> Benefit In Kind (BIK)</b>
<b>29</b>	<b>SEAT Information</b>

# Useful info.

## **Start/Stop System.**

When the car is stopped, the gear lever set to neutral and the clutch pedal released, the Start/Stop System switches the engine off. Once the clutch is engaged again, the engine starts automatically.

## **Energy Recovery System.**

An Energy Recovery System works by varying the amount of power absorbed by the alternator. During braking, power which would otherwise be wasted is drawn into the electrical systems and battery. Under acceleration, the alternator draws less energy, so more can be sent to driving the wheels.

For full details on fuel consumption, CO<sub>2</sub> figures and VED bands (Vehicle Excise Duty) please see page 22/23.



# Model Prices.

	Litres	Engine	PS	Fuel	Emission Control	CO <sub>2</sub> g/km*	Combined mpg*	Insurance Group [1-50]	BIK 2018/19*	Basic Price	VAT @ 20%	Retail Price (P11D Value)	1st Year RFL Rate 2018/19	1st Reg Fee 2018/19	Recommended On The Road Price
<b>Leon 5dr</b>															
<b>SE</b>	1.0	TSI	115	P	EU6D Temp	109	58.9	TBC	22%	£14,979.17	£2,995.83	£17,975.00	£145.00	£55	<b>£18,175.00</b>
<b>SE</b>	1.6	TDI	115	D	EU6D Temp	109	67.3	TBC	26%	£16,179.17	£3,235.83	£19,415.00	£165.00	£55	<b>£19,635.00</b>
<b>SE</b>	1.6	TDI DSG-auto	115	D	EU6D Temp	106	70.6	TBC	26%	£17,220.83	£3,444.17	£20,665.00	£165.00	£55	<b>£20,885.00</b>
<b>SE Dynamic</b>	1.0	TSI	115	P	EU6D Temp	112	57.6	TBC	23%	£15,616.67	£3,123.33	£18,740.00	£165.00	£55	<b>£18,960.00</b>
<b>SE Dynamic</b>	1.6	TDI	115	D	EU6D Temp	111	67.3	TBC	27%	£16,816.67	£3,363.33	£20,180.00	£205.00	£55	<b>£20,440.00</b>
<b>SE Dynamic</b>	1.6	TDI DSG-auto	115	D	EU6D Temp	107	68.9	TBC	26%	£17,858.33	£3,571.67	£21,430.00	£165.00	£55	<b>£21,650.00</b>
<b>FR</b>	1.5	TSI EVO	130	P	EU6D Temp	113	56.5	TBC	23%	£17,675.00	£3,535.00	£21,210.00	£165.00	£55	<b>£21,430.00</b>
<b>FR</b>	1.5	TSI EVO	150	P	EU6D Temp	117	55.4	TBC	24%	£19,020.83	£3,804.17	£22,825.00	£165.00	£55	<b>£23,045.00</b>
<b>FR</b>	1.5	TSI EVO DSG-auto	150	P	EU6D Temp	115	55.4	TBC	24%	£20,145.83	£4,029.17	£24,175.00	£165.00	£55	<b>£24,395.00</b>
<b>FR</b>	2.0	TSI DSG-auto	190	P	EU6D Temp	141	45.6	TBC	29%	£21,183.33	£4,236.67	£25,420.00	£205.00	£55	<b>£25,680.00</b>
<b>FR</b>	2.0	TDI	150	D	EU6D Temp	TBC	TBC	TBC	TBC	£20,458.33	£4,091.67	£24,550.00	TBC	TBC	<b>TBC</b>
<b>FR Sport</b>	1.5	TSI EVO	130	P	EU6D Temp	116	55.4	TBC	24%	£19,466.67	£3,893.33	£23,360.00	£165.00	£55	<b>£23,580.00</b>
<b>FR Sport</b>	1.5	TSI EVO	150	P	EU6D Temp	120	53.3	TBC	25%	£20,812.50	£4,162.50	£24,975.00	£165.00	£55	<b>£25,195.00</b>
<b>FR Sport</b>	1.5	TSI EVO DSG-auto	150	P	EU6D Temp	117	54.3	TBC	24%	£21,937.50	£4,387.50	£26,325.00	£165.00	£55	<b>£26,545.00</b>
<b>FR Sport</b>	2.0	TSI DSG-auto	190	P	EU6D Temp	141	45.6	TBC	29%	£22,975.00	£4,595.00	£27,570.00	£205.00	£55	<b>£27,830.00</b>
<b>FR Sport</b>	2.0	TDI	150	D	EU6D Temp	TBC	TBC	TBC	TBC	£22,250.00	£4,450.00	£26,700.00	TBC	TBC	<b>TBC</b>
<b>XCELLENCE</b>	1.5	TSI EVO	130	P	EU6D Temp	113	56.5	TBC	23%	£19,941.67	£3,988.33	£23,930.00	£165.00	£55	<b>£24,150.00</b>
<b>XCELLENCE</b>	1.5	TSI EVO	150	P	EU6D Temp	117	55.4	TBC	24%	£20,379.17	£4,075.83	£24,455.00	£165.00	£55	<b>£24,675.00</b>
<b>XCELLENCE</b>	1.5	TSI EVO DSG-auto	150	P	EU6D Temp	115	55.4	TBC	24%	£21,504.17	£4,300.83	£25,805.00	£165.00	£55	<b>£26,025.00</b>
<b>XCELLENCE</b>	2.0	TSI DSG-auto	190	P	EU6D Temp	141	45.6	TBC	29%	£22,541.67	£4,508.33	£27,050.00	£205.00	£55	<b>£27,310.00</b>
<b>XCELLENCE</b>	2.0	TDI	150	D	EU6D Temp	TBC	TBC	TBC	TBC	£21,816.67	£4,363.33	£26,180.00	TBC	TBC	<b>TBC</b>
<b>XCELLENCE Lux</b>	1.5	TSI EVO	130	P	EU6D Temp	113	56.5	TBC	23%	£20,629.17	£4,125.83	£24,755.00	£165.00	£55	<b>£24,975.00</b>
<b>XCELLENCE Lux</b>	1.5	TSI EVO	150	P	EU6D Temp	117	55.4	TBC	24%	£21,066.67	£4,213.33	£25,280.00	£165.00	£55	<b>£25,500.00</b>
<b>XCELLENCE Lux</b>	1.5	TSI EVO DSG-auto	150	P	EU6D Temp	115	55.4	TBC	24%	£22,191.67	£4,438.33	£26,630.00	£165.00	£55	<b>£26,850.00</b>
<b>XCELLENCE Lux</b>	2.0	TSI DSG-auto	190	P	EU6D Temp	141	45.6	TBC	29%	£23,229.17	£4,645.83	£27,875.00	£205.00	£55	<b>£28,135.00</b>
<b>XCELLENCE Lux</b>	2.0	TDI	150	D	EU6D Temp	TBC	TBC	TBC	TBC	£22,504.17	£4,500.83	£27,005.00	TBC	TBC	<b>TBC</b>
<b>CUPRA</b>	2.0	TSI DSG-auto	290	P	EU6D Temp	TBC	TBC	TBC	TBC	£24,604.17	£4,920.83	£29,525.00	TBC	TBC	<b>TBC</b>
<b>CUPRA Lux</b>	2.0	TSI DSG-auto	290	P	EU6D Temp	TBC	TBC	TBC	TBC	£25,529.17	£5,105.83	£30,635.00	TBC	TBC	<b>TBC</b>

\*Any engines with unconfirmed Recommended On The Road Price will not be available to order until late Q3/Q4 (subject to availability).

The Recommended 'On The Road' price includes delivery charge to dealer and number plates, one year's Road Fund Licence at the First Year Rate (£0 - £2,070 depending on the CO<sub>2</sub> output of the vehicle), and the new vehicle registration fee (£55). VAT is calculated at 20.0%.

\*Vehicles listed are WLTP (Worldwide Harmonised Light-Duty Vehicles Test Procedure) type approved. More information is available at [seat.co.uk/wltp](http://seat.co.uk/wltp). In line with Government guidance, to facilitate direct comparison between different models from different manufacturers and to accommodate the full transition to this new testing regime, we have displayed NEDC derived figures. These NEDC figures are the values for this vehicle used in registration and taxation documentation until further notice from the UK authorities. These NEDC figures have been derived from WLTP testing, and may not be equivalent to NEDC figures from NEDC testing, so comparisons may be unreliable. Fuel consumption and efficiency figures are provided for comparative purposes only and may not reflect 'real world' driving results. Choice of wheels and other options may affect fuel consumption and emissions data.

# Model Prices.

	Litres	Engine	PS	Fuel	Emission Control	CO <sub>2</sub> g/km*	Combined mpg*	Insurance Group (1-50)	BIK 2018/19*	Basic Price	VAT @ 20%	Retail Price (P11D Value)	1st Year RFL Rate 2018/19	1st Reg Fee 2018/19	Recommended On The Road Price
<b>Leon ST</b>															
<b>SE</b>	1.0	TSI	115	P	EU6D Temp	109	58.9	TBC	22%	£15,808.33	£3,161.67	£18,970.00	£145.00	£55	<b>£19,170.00</b>
<b>SE</b>	1.6	TDI	115	D	EU6D Temp	109	67.3	TBC	26%	£17,008.33	£3,401.67	£20,410.00	£165.00	£55	<b>£20,630.00</b>
<b>SE</b>	1.6	TDI DSG-auto	115	D	EU6D Temp	106	70.6	TBC	26%	£18,066.67	£3,613.33	£21,680.00	£165.00	£55	<b>£21,900.00</b>
<b>SE Dynamic</b>	1.0	TSI	115	P	EU6D Temp	112	57.6	TBC	23%	£16,445.83	£3,289.17	£19,735.00	£165.00	£55	<b>£19,955.00</b>
<b>SE Dynamic</b>	1.6	TDI	115	D	EU6D Temp	111	67.3	TBC	27%	£17,645.83	£3,529.17	£21,175.00	£205.00	£55	<b>£21,435.00</b>
<b>SE Dynamic</b>	1.6	TDI DSG-auto	115	D	EU6D Temp	107	68.9	TBC	26%	£18,704.17	£3,740.83	£22,445.00	£165.00	£55	<b>£22,665.00</b>
<b>FR</b>	1.5	TSI EVO	130	P	EU6D Temp	113	56.5	TBC	23%	£18,504.17	£3,700.83	£22,205.00	£165.00	£55	<b>£22,425.00</b>
<b>FR</b>	1.5	TSI EVO	150	P	EU6D Temp	117	55.4	TBC	24%	£19,850.00	£3,970.00	£23,820.00	£165.00	£55	<b>£24,040.00</b>
<b>FR</b>	1.5	TSI EVO DSG-auto	150	P	EU6D Temp	118	54.3	TBC	24%	£20,975.00	£4,195.00	£25,170.00	£165.00	£55	<b>£25,390.00</b>
<b>FR</b>	2.0	TSI DSG-auto	190	P	EU6D Temp	141	45.6	TBC	29%	£22,012.50	£4,402.50	£26,415.00	£205.00	£55	<b>£26,675.00</b>
<b>FR</b>	2.0	TDI	150	D	EU6D Temp	TBC	TBC	TBC	TBC	£21,287.50	£4,257.50	£25,545.00	TBC	TBC	<b>TBC</b>
<b>FR Sport</b>	1.5	TSI EVO	130	P	EU6D Temp	116	55.4	TBC	24%	£20,295.83	£4,059.17	£24,355.00	£165.00	£55	<b>£24,575.00</b>
<b>FR Sport</b>	1.5	TSI EVO	150	P	EU6D Temp	120	53.3	TBC	25%	£21,641.67	£4,328.33	£25,970.00	£165.00	£55	<b>£26,190.00</b>
<b>FR Sport</b>	1.5	TSI EVO DSG-auto	150	P	EU6D Temp	120	53.3	TBC	25%	£22,766.67	£4,553.33	£27,320.00	£165.00	£55	<b>£27,540.00</b>
<b>FR Sport</b>	2.0	TSI DSG-auto	190	P	EU6D Temp	141	46.5	TBC	29%	£23,804.17	£4,760.83	£28,565.00	£205.00	£55	<b>£28,825.00</b>
<b>FR Sport</b>	2.0	TDI	150	D	EU6D Temp	TBC	TBC	TBC	TBC	£23,079.17	£4,615.83	£27,695.00	TBC	TBC	<b>TBC</b>
<b>XCELLENCE</b>	1.5	TSI EVO	130	P	EU6D Temp	113	56.5	TBC	23%	£20,770.83	£4,154.17	£24,925.00	£165.00	£55	<b>£25,145.00</b>
<b>XCELLENCE</b>	1.5	TSI EVO	150	P	EU6D Temp	117	55.4	TBC	24%	£21,208.33	£4,241.67	£25,450.00	£165.00	£55	<b>£25,670.00</b>
<b>XCELLENCE</b>	1.5	TSI EVO DSG-auto	150	P	EU6D Temp	118	54.3	TBC	24%	£22,333.33	£4,466.67	£26,800.00	£165.00	£55	<b>£27,020.00</b>
<b>XCELLENCE</b>	2.0	TSI DSG-auto	190	P	EU6D Temp	141	45.6	TBC	29%	£23,370.83	£4,674.17	£28,045.00	£205.00	£55	<b>£28,305.00</b>
<b>XCELLENCE</b>	2.0	TDI	150	D	EU6D Temp	TBC	TBC	TBC	TBC	£22,645.83	£4,529.17	£27,175.00	TBC	TBC	<b>TBC</b>
<b>XCELLENCE Lux</b>	1.5	TSI EVO	130	P	EU6D Temp	113	56.5	TBC	23%	£21,458.33	£4,291.67	£25,750.00	£165.00	£55	<b>£25,970.00</b>
<b>XCELLENCE Lux</b>	1.5	TSI EVO	150	P	EU6D Temp	117	55.4	TBC	24%	£21,895.83	£4,379.17	£26,275.00	£165.00	£55	<b>£26,495.00</b>
<b>XCELLENCE Lux</b>	1.5	TSI EVO DSG-auto	150	P	EU6D Temp	118	54.3	TBC	24%	£23,020.83	£4,604.17	£27,625.00	£165.00	£55	<b>£27,845.00</b>
<b>XCELLENCE Lux</b>	2.0	TSI DSG-auto	190	P	EU6D Temp	141	45.6	TBC	29%	£24,058.33	£4,811.67	£28,870.00	£205.00	£55	<b>£29,130.00</b>
<b>XCELLENCE Lux</b>	2.0	TDI	150	D	EU6D Temp	TBC	TBC	TBC	TBC	£23,333.33	£4,666.67	£28,000.00	TBC	TBC	<b>TBC</b>
<b>CUPRA 300</b>	2.0	TSI DSG-auto	300	P	EU6D Temp	TBC	TBC	TBC	TBC	£27,170.83	£5,434.17	£32,605.00	TBC	TBC	<b>TBC</b>
<b>CUPRA Lux 300</b>	2.0	TSI DSG-auto 4Drive	300	P	EU6D Temp	TBC	TBC	TBC	TBC	£28,095.83	£5,619.17	£33,715.00	TBC	TBC	<b>TBC</b>
<b>CUPRA 300 Carbon Edition</b>	2.0	TSI DSG-auto 4Drive	300	P	EU6D Temp	164	39.2	TBC	33%	£28,687.50	£5,737.50	£34,425.00	£515.00	£55	<b>£34,995.00</b>

\*Any engines with unconfirmed Recommended On The Road Price will not be available to order until late Q3/Q4 (subject to availability).

The Recommended 'On The Road' price includes delivery charge to dealer and number plates, one year's Road Fund Licence at the First Year Rate (£0 - £2,070 depending on the CO<sub>2</sub> output of the vehicle), and the new vehicle registration fee (£55). VAT is calculated at 20.0%.

\*Vehicles listed are WLTP (Worldwide Harmonised Light-Duty Vehicles Test Procedure) type approved. More information is available at [seat.co.uk/wltp](http://seat.co.uk/wltp). In line with Government guidance, to facilitate direct comparison between different models from different manufacturers and to accommodate the full transition to this new testing regime, we have displayed NEDC derived figures. These NEDC figures are the values for this vehicle used in registration and taxation documentation until further notice from the UK authorities. These NEDC figures have been derived from WLTP testing, and may not be equivalent to NEDC figures from NEDC testing, so comparisons may be unreliable. Fuel consumption and efficiency figures are provided for comparative purposes only and may not reflect 'real world' driving results. Choice of wheels and other options may affect fuel consumption and emissions data.

# Leon 5dr Equipment.

	SE	SE Dynamic	FR	FR Sport	XCELLENCE	XCELLENCE Lux	CUPRA 290	CUPRA Lux 290
<b>Wheels &amp; Tyres</b>								
16" 'Design' alloy wheels 30/2 with 205/55 R16 91V tyres	■	-	-	-	-	-	-	-
17" 'Dynamic' alloy wheels 30/1 with 225/45 R17 91W tyres	-	-	-	-	■	-	-	-
17" 'Dynamic' alloy wheels 30/2 with 225/45 R17 91W tyres	-	-	■	-	-	-	-	-
17" 'Dynamic' alloy wheels 30/3 with 225/45 R17 91W tyres	-	■	-	-	-	-	-	-
17" 'Dynamic Machined' Atom Grey Alloy wheels 30/4 with 225/45 R17 91W tyres 1	-	-	-	-	-	■	-	-
18" 'Performance' Alloy wheels 30/1 with 225/40 R18 92Y tyres	-	-	-	■	-	-	-	-
19" 'CUPRA Machined' alloy wheels 30/2 with 235/35 R19 91Y tyres	-	-	-	-	-	-	■	■
Emergency tyre repair kit	■	■	■	■	■	■	■	■
<b>Exterior Equipment</b>								
Metallic paint	■	■	■	■	■	■	■	■
Door handles in body colour	■	■	■	■	■	■	■	■
Exterior mirrors in body colour with integrated LED indicators	■	■	■	■	■	■	-	-
Exterior mirrors in gloss Black with integrated LED indicators	-	-	-	-	-	-	■	■
Hidden exhaust pipe	■	■	-	-	-	-	-	-
Visible twin exhaust pipes	-	-	■	■	■	■	-	-
Visible dual exhaust pipes (both sides)	-	-	-	-	-	-	■	■
Radiator grille frame in chrome	■	■	■	■	■	■	-	-
Radiator grille frame in glossy Black	-	-	-	-	-	-	■	■
Radiator grille with chrome	-	-	-	-	■	■	-	-
Radiator grille in Black	■	■	■	■	-	-	■	■
High gloss Black in B and C pillar	■	■	■	■	■	■	■	■
Front fog lights with cornering function	■	■	-	-	-	-	-	-
Halogen headlights with small LED daytime running lights	■	■	-	-	-	-	-	-
LED front fog lights	-	-	■	■	■	■	■	■
<b>Full LED Headlights:</b> - Includes LED headlights (dipped and mainbeam) - LED DRLs (Daytime Running Lights) - LED front fog lights <sup>2</sup> - Full LED rear taillights - Number plate LED lights	-	-	■	■	■	■	■	■
Electrically adjustable exterior mirrors	■	■	■	■	■	■	■	■
Heated exterior mirrors	■	■	■	■	■	■	■	■
Electrically foldable exterior mirrors with parking position and passenger-side mirror with lowering function	-	-	■	■	■	■	■	■
Exclusive FR front and rear bumpers	-	-	■	■	-	-	-	-
Exclusive CUPRA front and rear bumpers	-	-	-	-	-	-	■	■
Window surrounds in chrome	-	-	-	-	■	■	-	-
Dark tinted rear windows	-	■	■	■	■	■	■	■
Red brake calipers (front and rear) with CUPRA logo	-	-	-	-	-	-	■	■

■ Standard □ Optional - Not available

	SE	SE Dynamic	FR	FR Sport	XCELLENCE	XCELLENCE Lux	CUPRA 290	CUPRA Lux 290
<b>Infotainment</b>								
<b>Media System Plus:</b> - 8.0" smart touch display - 2x USB + 2x USB in rear - CD player - 8 speakers - Voice recognition - DAB (Digital Audio Broadcasting) - Steering wheel mounted audio and phone controls	■	■	■	■	■	■	■	■
<b>Navigation System (includes Media System Plus):</b> - 3D map display - High resolution colour driver's display - x2 SD card slot	-	■	■	■	■	■	■	■
Wireless Phone Charger	-	-	-	-	■	■	-	-
Digital Cockpit	-	-	-	■	-	■	■	■
<b>Full Link Smartphone Integration:</b> - Mirror Link - Apple Car Play - Google Android Auto	■	■	■	■	■	■	■	■
<b>Interior Equipment</b>								
12 volt power supply in centre console	■	■	■	■	■	■	■	■
Front and rear electric windows	■	■	■	■	■	■	■	■
Reading lights (front and rear), illuminated boot	■	■	-	-	-	-	-	-
<b>LED interior Illumination Pack:</b> - Includes LED lights for reading lights (front and rear) with ambient spots - Illuminated sun visor mirrors - Footwell lights - Boot lights - Centre console lights - Illuminated glove box	-	-	■	■	■	■	■	■
Illuminated glove box (regular bulbs)	■	■	-	-	-	-	-	-
Driver & passenger sun visor, covered and illuminated mirror, driver sun visor with card holder	■	■	■	■	■	■	■	■
High centre console (with integrated box & cup holder, rear air outlet, with armrest in front seats)	■	■	■	■	■	■	■	■
Cargo rings in boot	■	■	■	■	■	■	■	■
Warning buzzer when lights on (interior)	■	■	■	■	■	■	■	■
Black interior roof lining	-	-	-	-	-	-	■	■
Pedals with Aluminium Cover	-	-	-	-	-	-	■	■
Boot storage net	■	■	■	■	■	■	■	■
Box under driver seat	■	■	■	■	■	■	-	-
Box under driver and passenger seat	-	-	-	-	■	■	■	■
Chrome interior detailing	■	■	■	■	■	■	-	-
Gloss Black interior detailing	-	-	-	-	-	-	■	■
Front seatback storage pockets	■	■	■	■	■	■	■	■

# Leon 5dr Equipment.

	SE	SE Dynamic	FR	FR Sport	XCELLENCE	XCELLENCE Lux	CUPRA 290	CUPRA Lux 290
<b>Seats &amp; Trim</b>								
Front comfort seats in cloth	■	■	-	-	-	-	-	-
Front sport seats in cloth	-	-	■	-	-	-	-	-
Front sport seats in leather	-	-	-	■	■	■	-	■
Front sport seats in Black Alcantara	-	-	-	-	-	-	■	-
Interior SE Black / Dark Grey / Ice Metal	■	■	-	-	-	-	-	-
Interior FR Black / Black glossy	-	-	■	■	-	-	-	-
Interior XCELLENCE Black / Ice Metal	-	-	-	-	■	■	-	-
Interior CUPRA Black	-	-	-	-	-	-	■	■
Driver seat height adjustment	■	-	-	-	-	-	-	-
Driver and passenger seat height adjustment	-	■	■	■	■	■	■	■
Electric Driver Seat	-	-	-	-	-	-	-	■
Active front headrests & 3 rear headrests	■	■	■	■	■	■	■	■
Rear seats 60/40 split folding	■	■	■	■	■	■	-	-
Rear seats 60/40 split folding, with armrest	-	-	-	-	-	-	■	■
Leather steering wheel and gear knob	■	■	-	-	-	-	-	-
Flat bottomed, perforated leather steering wheel with Red stitching and FR logo	-	-	■	■	-	-	-	-
Leather steering wheel with XCELLENCE logo	-	-	-	-	■	■	-	-
Flat bottomed, perforated leather steering wheel with White stitching and CUPRA logo	-	-	-	-	-	-	■	■
Driver seat lumbar adjustment	■	■	■	■	■	■	■	■
Front Passenger seat lumbar adjustment	-	-	■	■	■	■	■	■
Illuminated aluminium front door sill with FR logo	-	-	■	■	-	-	-	-
Illuminated aluminium front door sill with XCELLENCE logo	-	-	-	-	■	■	-	-
Illuminated aluminium front door sill with CUPRA logo	-	-	-	-	-	-	■	■
Multi-coloured ambient lighting	-	-	■	■	■	■	■	■

■ Standard - Not available

	SE	SE Dynamic	FR	FR Sport	XCELLENCE	XCELLENCE Lux	CUPRA 290	CUPRA Lux 290
<b>Functional &amp; Mechanical</b>								
Air conditioning	■	■	-	-	-	-	-	-
Dual-zone climate control	-	-	■	■	■	■	■	■
Remote central locking and deadlocks	■	■	■	■	■	■	■	■
Two folding keys with window open/close and boot opening functionality	■	■	-	-	-	-	-	-
Two folding keys with window open/close, door mirror folding and boot opening functionality	-	-	■	■	■	■	■	■
Keyless Enter and Go (KESSY) & Wireless Phone Charger	-	-	-	-	■	■	-	■
Electric Parking Brake including Autohold function	■	■	■	■	■	■	■	■
Electro-mechanical Power Steering	■	■	■	■	■	■	-	-
Electro-mechanical Progressive Power Steering	-	-	-	-	-	-	■	■
<b>SEAT Drive Profile:</b> - Four different modes (Normal-Sport-Eco-Individual) - Steering response - Throttle response - Gear shifts mode (only DSG models)								
	-	-	■	■	-	-	-	-
<b>SEAT Drive Profile CUPRA:</b> - Four different modes (Normal-Sport-Cupra-Individual) - Steering response - Throttle response - Gear shifts mode (only DSG models) - Sound actuator - Dynamic Chassis Control (DCC)								
	-	-	-	-	-	-	■	■
Mechanical limited slip differential (VAQ)	-	-	-	-	-	-	■	■
Electronic differential lock system (XDS)	-	■	■	■	■	■	-	-
ESC switch off key	-	-	-	-	-	-	■	■
Gearshift paddles on steering wheel (DSG engine only)	-	-	■	■	-	-	■	■

# Leon 5dr Equipment.

	SE	SE Dynamic	FR	FR Sport	XCELLENCE	XCELLENCE Lux	CUPRA 290	CUPRA Lux 290
<b>Functional &amp; Mechanical continued</b>								
CUPRA performance interface	-	-	-	-	-	-	■	■
Front & Rear parking sensors	-	■	■	■	■	■	■	■
Rear view camera	-	-	-	-	■	■	-	-
<b>Winter Pack:</b> - Heated front seats - Headlight washers - Heated washer nozzles - Heated washer water	-	-	-	■	■	■	■	■
<b>Convenience Pack:</b> - Auto-dimming rear view mirror - Auto headlights with automatic coming & leaving hone function - Rain sensing wipers	-	□	■	■	■	■	■	■
<b>Safety Pack:</b> - Tiredness recognition sytem - Seat belt reminder for rear seats	□	□	□	□	□	■	□	□
<b>Driving Assistance Pack:</b> - High beam Assist & Lane Assist - Traffic sign recognition	□	□	□	□	□	■	□	□
Cruise Control	■	■	■	■	-	-	■	-
Adaptive Cruise Control (ACC)	-	-	-	-	■	■	-	■
Lower suspension [-15mm]	-	-	■	■	-	-	■	■
Comfort suspension	■	■	-	-	■	■	-	-
Sports suspension	-	-	■	■	-	-	-	-
Dynamic chassis control	-	-	-	■	-	-	■	■
<b>Instrument Panel</b>								
RPM counter	■	■	■	■	■	■	■	■
Trip computer	■	■	■	■	■	■	■	■
Outside temperature gauge	■	■	■	■	■	■	■	■
Instrument lighting with brightness control	■	■	■	■	■	■	■	■
Low fuel warning light	■	■	■	■	■	■	■	■
Lights-left-on warning buzzer	■	■	■	■	■	■	■	■
Gearshift indicator	■	■	■	■	■	■	■	■
<b>Safety &amp; Security</b>								
7 airbags (2 front, 2 front side, 2 curtain, 1 knee)	■	■	■	■	■	■	■	■
Front seat belt reminder	■	■	■	■	■	■	■	■
ISOFIX points in outer rear seats with top tether anchorage points	■	■	■	■	■	■	■	■
Multi-collision braking system	■	■	■	■	■	■	■	■
ABS and TCS (TCS de-activation)	■	■	■	■	■	■	■	■
ESC & Tyre pressure warning light indicator	■	■	■	■	■	■	■	■
Hill Hold Control	■	■	■	■	■	■	■	■
Fuel door linked to central locking	■	■	■	■	■	■	■	■
Front assist with pedestrian protection	■	■	■	■	■	■	■	■

■ Standard □ Optional - Not available

# Leon ST Equipment.

	SE	SE Dynamic	FR	FR Sport	XCELLENCE	XCELLENCE Lux	CUPRA 300 4Drive	CUPRA Lux 300
<b>Wheels &amp; Tyres</b>								
16" 'Design' alloy wheels 30/2 with 205/55 R16 91V tyres	■	-	-	-	-	-	-	-
17" 'Dynamic' alloy wheels 30/1 with 225/45 R17 91W tyres	-	-	-	-	■	-	-	-
17" 'Dynamic' alloy wheels 30/2 with 225/45 R17 91W tyres	-	-	■	-	-	-	-	-
17" 'Dynamic' alloy wheels 30/3 with 225/45 R17 91W tyres	-	■	-	-	-	-	-	-
17" 'Dynamic Machined' Atom Grey Alloy wheels 30/4 with 225/45 R17 91W tyres¹	-	-	-	-	-	■	-	-
18" 'Performance' Alloy wheels 30/1 with 225/40 R18 92Y tyres	-	-	-	■	-	-	-	-
19" 'CUPRA Machined' alloy wheels 30/2 with 235/35 R19 91Y tyres	-	-	-	-	-	-	■	■
Emergency tyre repair kit	■	■	■	■	■	■	■	■
<b>Exterior Equipment</b>								
Metallic Paint	■	■	■	■	■	■	■	■
Door handles in body colour	■	■	■	■	■	■	■	■
Exterior mirrors in body colour with integrated LED indicators	■	■	■	■	■	■	-	-
Exterior mirrors in gloss black with integrated LED indicators	-	-	-	-	-	-	■	■
Hidden exhaust pipe	■	■	-	-	-	-	-	-
Visible twin exhaust pipes	-	-	■	■	■	■	-	-
Visible dual exhaust pipes (both sides)	-	-	-	-	-	-	■	■
Radiator grille frame in chrome	■	■	■	■	■	■	-	-
Radiator grille frame in glossy black	-	-	-	-	-	-	■	■
Radiator grille with chrome	-	-	-	-	■	■	-	-
Radiator grille in black	■	■	■	■	-	-	■	■
Chrome roof rails	-	■	■	■	■	■	-	-
Black roof rails	■	-	-	-	-	-	-	-
High gloss black in B and C pillar	■	■	■	■	■	■	■	■
Front fog lights with cornering function	■	■	-	-	-	-	-	-
Halogen headlights with small LED daytime running lights	■	■	-	-	-	-	-	-
LED front fog lights	-	-	■	■	■	■	■	■
<b>Full LED Headlights:</b> - Includes LED headlights (dipped and mainbeam) - LED DRLs (Daytime Running Lights) - Full LED rear taillights - Number plate LED lights	-	-	■	■	■	■	■	■
Electrically adjustable exterior mirrors	■	■	■	■	■	■	■	■
Heated exterior mirrors	■	■	■	■	■	■	■	■
Electrically foldable exterior mirrors with parking position and passenger-side mirror with lowering function	-	-	■	■	■	■	■	■
Exclusive FR front and rear bumpers	-	-	■	■	-	-	-	-
Exclusive CUPRA front and rear bumpers	-	-	-	-	-	-	■	■
Window surrounds in chrome	-	-	-	-	■	■	-	-
Dark tinted rear windows	-	■	■	■	■	■	■	■
Red brake callipers (front and rear) with CUPRA logo	-	-	-	-	-	-	■	■

■ Standard - Not available

	SE	SE Dynamic	FR	FR Sport	XCELLENCE	XCELLENCE Lux	CUPRA 300 4Drive	CUPRA Lux 300
<b>Infotainment</b>								
<b>Media System Plus:</b> - 8.0" smart touch display - 4x USB - CD player - 8 speakers - Voice recognition - DAB (Digital Audio Broadcasting) - Steering wheel mounted audio and phone controls	■	■	■	■	■	■	■	■
<b>Navigation System (includes Media System Plus):</b> - 3D map display - High resolution colour driver's display - x2 SD card slot	-	■	■	■	■	■	■	■
Wireless phone charger	-	-	-	-	■	■	-	-
Digital Cockpit	-	-	-	■	-	■	■	■
<b>Full Link Smartphone Integration:</b> - Mirror Link - Apple Car Play - Google Android Auto	■	■	■	■	■	■	■	■
<b>Interior Equipment</b>								
12 volt power supply in centre console	■	■	■	■	■	■	■	■
Front and rear electric windows	■	■	■	■	■	■	■	■
Reading lights (front and rear), illuminated boot	■	■	-	-	-	-	-	-
<b>LED Interior Illumination Pack:</b> - Includes LED lights for reading lights (front and rear) with ambient spots - Illuminated sun visor mirrors - Footwell lights - Boot lights - Centre console lights - Illuminated glove box	-	-	■	■	■	■	■	■
Illuminated glove box (regular bulbs)	■	■	-	-	-	-	-	-
Driver & passenger sun visor, covered and illuminated mirror, driver sun visor with card holder	■	■	■	■	■	■	■	■
High centre console (with integrated box & cup holder, rear air outlet, with armrest in front seats)	■	■	■	■	■	■	■	■
Cargo rings in boot	■	■	■	■	■	■	■	■
Warning buzzer when lights on (interior)	■	■	■	■	■	■	■	■
Black interior roof lining	-	-	-	-	-	-	■	■
Pedals with Aluminium Cover	-	-	-	-	-	-	■	■
Boot storage net	■	■	■	■	■	■	■	■
Box under driver seat	■	■	■	■	■	■	-	-
Box under driver and passenger seat	-	-	-	-	■	■	■	■
Chrome interior detailing	■	■	■	■	■	■	-	-
Gloss black interior detailing	-	-	-	-	-	-	■	■
Front seatback storage pockets	■	■	■	■	■	■	■	■



# Leon ST Equipment.

	SE	SE Dynamic	FR	FR Sport	XCELLENCE	XCELLENCE Lux	CUPRA 300 4Drive	CUPRA Lux 300
<b>Seats &amp; Trim</b>								
Front comfort seats in cloth	■	■	-	-	-	-	-	-
Front sport seats in cloth	-	-	■	-	-	-	-	-
Front sport seats in Black Alcantara	-	-	-	-	-	-	■	-
Front sport seats in leather	-	-	-	■	■	■	-	■
Interior SE Black / Dark Grey / Ice Metal	■	■	-	-	-	-	-	-
Interior FR Black / Black glossy	-	-	■	■	-	-	-	-
Interior XCELLENCE Black / Ice Metal	-	-	-	-	■	■	-	-
Interior CUPRA Black	-	-	-	-	-	-	■	■
Driver seat height adjustment	■	-	-	-	-	-	-	-
Driver and passenger seat height adjustment	-	■	■	■	■	■	■	■
Electric Driver Seat	-	-	-	-	-	-	-	■
Active front headrests & 3 rear headrests	■	■	■	■	■	■	■	■
Rear seats 60/40 split folding	■	■	■	■	■	■	-	-
Rear seats 60/40 split folding, with armrest	-	-	-	-	-	-	■	■
Leather steering wheel and gear knob	■	■	-	-	-	-	-	-
Flat bottomed, perforated leather steering wheel with Red stitching and FR logo	-	-	■	■	-	-	-	-
Leather steering wheel with XCELLENCE logo	-	-	-	-	■	■	-	-
Flat bottomed, perforated leather steering wheel with White stitching and CUPRA logo	-	-	-	-	-	-	■	■
Driver seat lumbar adjustment	■	■	■	■	■	■	■	■
Front Passenger seat lumbar adjustment	-	-	■	■	■	■	■	■
Illuminated aluminium front door sill with FR logo	-	-	■	■	-	-	-	-
Illuminated aluminium front door sill with XCELLENCE logo	-	-	-	-	■	■	-	-
Illuminated aluminium front door sill with CUPRA logo	-	-	-	-	-	-	■	■
Multi-coloured ambient lighting	-	-	■	■	■	■	■	■
<b>Functional &amp; Mechanical</b>								
Air conditioning	■	■	-	-	-	-	-	-
Dual-zone climate control	-	-	■	■	■	■	■	■
Remote central locking and deadlocks	■	■	■	■	■	■	■	■
Two folding keys with window open/close and boot opening functionality	■	■	-	-	-	-	-	-
Two folding keys with window open/close, door mirror folding and boot opening functionality	-	-	■	■	■	■	■	■
Keyless Enter and Go (KESSY) & Wireless Phone Charger	-	-	-	-	■	■	-	■
Electric Parking Brake including Autohold function	■	■	■	■	■	■	■	■
Electro-mechanical Power Steering	■	■	■	■	■	■	-	-
Electro-mechanical Progressive Power Steering	-	-	-	-	-	-	■	■

■ Standard □ Optional - Not available

	SE	SE Dynamic	FR	FR Sport	XCELLENCE	XCELLENCE Lux	CUPRA 300 4Drive	CUPRA Lux 300
<b>SEAT Drive Profile:</b> - Four different modes (Normal-Sport-Eco-Individual) - Steering response - Throttle response - Gear shifts mode (only DSG models)								
	-	-	■	■	-	-	-	-
<b>SEAT Drive Profile CUPRA:</b> - Four different modes (Normal-Sport-Cupra-Individual) - Steering response - Throttle response - Gear shifts mode (only DSG models) - Sound actuator - Dynamic Chassis Control (DCC)								
	-	-	-	-	-	-	■	■
Mechanical limited slip differential (VAQ)	-	-	-	-	-	-	■	■
Electronic differential lock system (XDS)	-	■	■	■	■	■	-	-
ESC switch off key	-	-	-	-	-	-	■	■
Gearshift paddles on steering wheel (DSG engine only)	-	-	■	■	-	-	■	■
CUPRA performance interface	-	-	-	-	-	-	■	■
Front & Rear parking sensors	-	■	■	■	■	■	■	■
Rear view camera	-	-	-	-	■	■	-	-
<b>Winter Pack:</b> - Heated front seats - Headlight washers <sup>3</sup> - Heated washer nozzles - Heated washer water								
	-	-	-	■	■	■	■	■
<b>Convenience Pack:</b> - Auto-dimming rear view mirror - Auto headlights with automatic coming & leaving home function - Rain-sensing wipers								
	-	□	■	■	■	■	■	■
<b>Safety Pack:</b> - Tiredness recognition system - Seat belt reminder for rear seats								
	□	□	□	□	□	■	□	□
<b>Driving Assistance Pack:</b> - High beam Assist & Lane Assist - Traffic sign recognition								
	□	□	□	□	□	■	□	□
Cruise Control	■	■	■	■	-	-	■	-
Adaptive Cruise Control (ACC)	-	-	-	-	■	■	-	■
Lower suspension (-15mm)	-	-	■	■	-	-	■	■
Comfort suspension	■	■	-	-	■	■	-	-
Sports suspension	-	-	■	■	-	-	-	-
Dynamic chassis control and progressive direction	-	-	-	■	-	-	■	■

# Leon ST Equipment.

	SE	SE Dynamic	FR	FR Sport	XCELLENCE	XCELLENCE Lux	CUPRA 300 4Drive	CUPRA Lux 300
<b>Instrument Panel</b>								
RPM counter	■	■	■	■	■	■	■	■
Trip computer	■	■	■	■	■	■	■	■
Outside temperature gauge	■	■	■	■	■	■	■	■
Instrument lighting with brightness control	■	■	■	■	■	■	■	■
Low fuel warning light	■	■	■	■	■	■	■	■
Lights-left-on warning buzzer	■	■	■	■	■	■	■	■
Gearshift indicator	■	■	■	■	■	■	■	■
<b>Safety &amp; Security</b>								
7 airbags (2 front, 2 front side, 2 curtain, 1 knee)	■	■	■	■	■	■	■	■
Front seat belt reminder	■	■	■	■	■	■	■	■
ISOFIX points in outer rear seats with top tether anchorage points	■	■	■	■	■	■	■	■
Multi-collision braking system	■	■	■	■	■	■	■	■
ABS and TCS (TCS de-activation)	■	■	■	■	■	■	■	■
ESC & Tyre pressure warning light indicator	■	■	■	■	■	■	■	■
Hill Hold Control	■	■	■	■	■	■	■	■
Fuel door linked to central locking	■	■	■	■	■	■	■	■
Front assist with pedestrian protection?	■	■	■	■	■	■	■	■











■ Standard – Not available

# Option Prices.

	SE	SE Dynamic	FR	FR Sport	XCELLENCE	XCELLENCE Lux	CUPRA	CUPRA Lux	Basic Price	VAT @ 20%	Recommended Retail Price	
Options												
Exterior Equipment												
Space-saving spare wheel (in lieu of tyre repair kit) <sup>1</sup>	<input type="checkbox"/>	<input type="checkbox"/>	<input type="checkbox"/>	<input type="checkbox"/>	<input type="checkbox"/>	<input type="checkbox"/>	<input type="checkbox"/>	<input type="checkbox"/>	£95.83	£19.17	£115.00	
Tow bar pre-installation with hook: Includes emergency spare wheel 18"	<input type="checkbox"/>	<input type="checkbox"/>	<input type="checkbox"/>	<input type="checkbox"/>	<input type="checkbox"/>	<input type="checkbox"/>	-	-	£662.50	£132.50	£795.00	
Electric sunroof + LED interior illumination pack	<input type="checkbox"/>	<input type="checkbox"/>	<input type="checkbox"/>	<input type="checkbox"/>	<input type="checkbox"/>	<input type="checkbox"/>	<input type="checkbox"/>	<input type="checkbox"/>	£666.67	£133.33	£800.00	
Interior Equipment												
Boot divider net (ST Only)	<input type="checkbox"/>	<input type="checkbox"/>	<input type="checkbox"/>	<input type="checkbox"/>	<input type="checkbox"/>	<input type="checkbox"/>	<input type="checkbox"/>	<input type="checkbox"/>	£137.50	£27.50	£165.00	
Functional and Mechanical												
<b>Driving assistance &amp; Safety Pack:</b> - High beam Assist & Lane Assist - Traffic sign recognition Seat belt reminder for rear seats Includes Convenience Pack Plus.	-	<input type="checkbox"/>	-	-	-	-	-	-	£733.33	£146.67	£880.00	
	-	-	<input type="checkbox"/>	<input type="checkbox"/>	<input type="checkbox"/>	■	<input type="checkbox"/>	<input type="checkbox"/>	£529.17	£105.83	£635.00	
<b>Convenience Pack Plus:</b> - Rain sensing wipers - Auto-headlights (with automatic coming and leaving home function) - Auto dimming rear view mirror - LED interior illumination - Footwell, boot, glove box and illuminated sun visor mirrors	-	<input type="checkbox"/>	■	■	■	■	■	■	£204.17	£40.83	£245.00	
									Basic Price	VAT @ 20%	Recommended Retail Price	
Options												
Extended Warranty							5DR	ST				
When you buy a new SEAT from a SEAT dealer, your new car is covered by a 3-year/ 60,000 miles manufacturer warranty. You can extend this cover with either a 4-year/75,000 miles or 5-year/90,000 miles cover. It is exactly the same cover as the original manufacturer cover and is fully transferable to subsequent owners should you sell your car. <b>Please Note: SEAT Extended Warranty products are only available at the time of ordering a new SEAT.</b>	4 Years/75,000 miles						<input type="checkbox"/>	<input type="checkbox"/>	£225.00	£45.00	£270.00	
	5 Years/90,000 miles						<input type="checkbox"/>	<input type="checkbox"/>	£375.00	£75.00	£450.00	
Service Plan							5DR	ST	Upfront Payment	OR	Monthly Cost	
Fixed-price servicing and maintenance for SEAT cars 1-15 years. Fixed prices on a whole range of services and maintenance jobs for SEAT cars are now available at participating SEAT dealers. See <a href="http://www.seat.co.uk/bookservice">www.seat.co.uk/bookservice</a> for further information. These amounts are valid until 1st April & can be subject to change							2 years/20,000 miles. 18 monthly payments or an upfront payment of £414.00 (includes 1st & 2nd year services only).	<input type="checkbox"/>	<input type="checkbox"/>	£414.00		£22.99








■ Standard □ Optional – Not available

# Colours.

		SE	SE Dynamic	FR	FR Sport	XCELLENCE	XCELLENCE Lux	CUPRA	CUPRA 4Drive (ST only)
<b>Non-Metallic Paint</b>									
Mediterranean Blue		■	■	■	■	■	■	■	■
White		■	■	■	■	■	■	-	-
<b>Metallic Paint</b>									
Boheme Purple		■	■	■	■	■	■	-	-
Mystery Blue		■	■	■	■	■	■	■	■
Desire Red		■	■	■	■	■	■	■	■
Magnetic Grey		-	-	■	■	■	■	■	■
Midnight Black		■	■	■	■	■	■	■	■
Nevada White		■	■	■	■	■	■	■	■
Urban Silver		■	■	■	■	■	■	■	■
Eclipse Orange		■	■	■	■	■	■	-	-

■ Standard







# Wheels.

		SE	SE Dynamic	FR	FR Sport	XCELLENCE	XCELLENCE Lux	CUPRA	CUPRA Lux/i4Drive (ST only)
<b>16"</b>									
16" 'Design' alloy wheels 30/2 with 205/55 R16 91V tyres		■	-	-	-	-	-	-	-
<b>17"</b>									
17" 'Dynamic' alloy wheels 30/1 with 225/45 R17 91W tyres		-	-	-	-	■	-	-	-
17" 'Dynamic' alloy wheels 30/2 with 225/45 R17 91W tyres		-	-	■	-	-	-	-	-
17" 'Dynamic' alloy wheels 30/3 with 225/45 R17 91W tyres		-	■	-	-	-	-	-	-
17" 'Dynamic Machined' Atom Grey Alloy wheels 30/4 with 225/45 R17 91W tyres <sup>1</sup>		-	-	-	-	-	■	-	-
<b>18"</b>									
18" 'Performance' alloy wheels 30/1 with 225/40 R18 92Y tyres		-	-	-	■	-	-	-	-
<b>19"</b>									
19" 'CUPRA Machined' alloy wheels 30/2 with 235/35 R19 91Y tyres		-	-	-	-	-	-	■	■

■ Standard - Not available



# Upholsteries.

			SE	SE Dynamic	FR	FR Sport	XCELLENCE	XCELLENCE Lux	CUPRA	CUPRA Lux/4Drive (ST only)
Tresil Cloth			■	■	-	-	-	-	-	-
Techny Black Cloth			-	-	■	-	-	-	-	-
Black Leather Sports Seats (White stitching)			-	-	-	-	■	■	-	-
Black Leather Sports Seats (White stitching)			-	-	-	■	-	-	-	-
Black Alcantara Sports Seats (Grey stitching)			-	-	-	-	-	-	■	-
Black Leather Sports Seats (White stitching)			-	-	-	-	-	-	-	■

■ Standard - Not available

# Accessories.

## Gadget Pack



A pack full of the latest practical SEAT accessories gadgets to keep your car organised and functional, including the latest Espresso machine.

## Pet Packs



Keep your best friend happy in the back with this grille and this versatile tailored boot tray or protective seat cover.



'click+go' is a simple way to order your SEAT Accessory Pack Online to be delivered to your local dealer. The fitted price you see is all you pay. So you know what you're paying.

With easy steps to follow it really is straightforward and, of course, you can 'click+go' any time.

You can order at your SEAT dealer or online at: [www.seat.co.uk/accessories](http://www.seat.co.uk/accessories)

	Leon 5dr	Leon ST	CUPRA	Basic Price (inc fitting)	VAT @ 20%	Recommended Retail Price (inc fitting)
Pack						
Protection Pack	<input type="checkbox"/>	<input type="checkbox"/>	-	£225.00	£45.00	<b>£270.00</b>
Adventure Pack	<input type="checkbox"/>	-	<input type="checkbox"/>	£308.33	£61.67	<b>£370.00</b>
Adventure Pack	-	<input type="checkbox"/>	-	£345.83	£69.17	<b>£415.00</b>
Family Pack Infant	<input type="checkbox"/>	<input type="checkbox"/>	<input type="checkbox"/>	£291.67	£58.33	<b>£350.00</b>
Family Pack Young	<input type="checkbox"/>	<input type="checkbox"/>	<input type="checkbox"/>	£266.67	£53.33	<b>£320.00</b>
Pet Pack – Luggage Protection	<input type="checkbox"/>	<input type="checkbox"/>	-	£139.17	£27.83	<b>£167.00</b>
Pet Pack – Seat Protection	<input type="checkbox"/>	<input type="checkbox"/>	-	£122.50	£24.50	<b>£147.00</b>
Gadget Pack	<input type="checkbox"/>	<input type="checkbox"/>	<input type="checkbox"/>	£337.50	£67.50	<b>£405.00</b>
Business Pack	<input type="checkbox"/>	<input type="checkbox"/>	<input type="checkbox"/>	£141.67	£28.33	<b>£170.00</b>
Travel Pack – Essentials	<input type="checkbox"/>	<input type="checkbox"/>	<input type="checkbox"/>	£112.50	£22.50	<b>£135.00</b>
Styling Pack	<input type="checkbox"/>	-	-	£829.17	£165.83	<b>£995.00</b>

**All prices shown are fully inclusive of fitting charges where fitting is required.**

The full range of SEAT approved accessories is available to view at [www.seat.co.uk/accessories](http://www.seat.co.uk/accessories).

Vehicle specific Accessory brochures can also be downloaded.

Always check with your Dealer first to ensure accessories are applicable to your vehicle specification.

Accessory prices are correct at time of publication.

☐ Optional – Not available

# 5dr Technical data.

	1.0 TSI 115PS Unleaded petrol SE	1.0 TSI 115PS Unleaded Petrol SE Dynamic	1.5 TSI EVO 130PS Unleaded petrol FR, XCELLENCE, XCELLENCE Lux	1.5 TSI EVO 130PS Unleaded petrol FR Sport	1.5 TSI EVO 150PS Unleaded petrol FR, XCELLENCE, XCELLENCE Lux	1.5 TSI EVO 150PS Unleaded petrol FR Sport	1.5 EVO TSI DSG-Auto 150PS Unleaded petrol FR, XCELLENCE, XCELLENCE Lux	1.5 TSI EVO DSG-Auto 150PS Unleaded petrol FR Sport	2.0 TSI 290 PS Unleaded petrol CUPRA/CUPRA Lux
Engine									
Type (cylinders / valves per cylinder)	3 / 4	3 / 4	4 / 4	4 / 4	4 / 4	4 / 4	4 / 4	4 / 4	TBC
Displacement [cc]	999	999	1498	1498	1498	1498	1498	1498	TBC
Bore and stroke (mm)	74.5 / 76.4	74.5 / 76.4	74.5 / 85.9	74.5 / 85.9	74.5 / 85.9	74.5 / 85.9	74.5 / 85.9	74.5 / 85.9	TBC
Compression ratio	10.5	10.5	12.5	12.5	10.5	10.5	10.5	10.5	TBC
Maximum power (PS / KW / rpm) <sup>1</sup>	115 / 85 / 5000-5500	115 / 85 / 5000-5500	130 / 96 / 5000-6000	130 / 96 / 5000-6000	150 / 110 / 5000-6000	150 / 110 / 5000-6000	150 / 110 / 5000-6000	150 / 110 / 5000-6000	TBC
Maximum torque (Nm / lb.ft / rpm)	200 / 2000-3500	200 / 2000-3500	200 / 1400-4000	200 / 1400-4000	250 / 1500-3500	250 / 1500-3500	250 / 1500-3500	250 / 1500-3500	TBC
Fuel supply system	TSI Direct Injection	TSI Direct Injection	TSI Direct Injection	TSI Direct Injection	TSI Direct Injection	TSI Direct Injection	TSI Direct Injection	TSI Direct Injection	TBC
Emission control	EU6D Temp	EU6D Temp	EU6D Temp	EU6D Temp	EU6D Temp	EU6D Temp	EU6D Temp	EU6D Temp	EU6D Temp
Performance									
Maximum speed <sup>2</sup> [mph]	121	121	126	126	134	134	132	132	TBC
Acceleration 0-62 mph [s]	9.8	9.8	9.4	9.4	8.2	8.2	8.3	8.3	TBC
Fuel Consumption <sup>3</sup>									
Urban mpg [l/100km]	50.4 [5.6]	46.3 [6.1]	44.1 [6.4]	43.5 [6.5]	43.5 [6.5]	42.2 [6.7]	44.8 [6.3]	44.1 [6.4]	TBC
Extra-urban mpg [l/100km]	67.3 [4.2]	67.3 [4.2]	67.3 [4.2]	65.7 [4.3]	65.7 [4.3]	62.8 [4.5]	65.7 [4.3]	64.2 [4.4]	TBC
Combined mpg [l/100km]	58.9 [4.8]	57.6 [4.9]	56.5 [5.0]	55.4 [5.1]	55.4 [5.1]	53.3 [5.3]	55.4 [5.1]	54.3 [5.2]	TBC
Co <sub>2</sub> Emission									
CO <sub>2</sub> [g/km]	109	112	113	116	117	120	115	117	TBC
Transmission									
Gearbox type	6 speed manual	6 speed manual	6 speed manual	6 speed manual	6 speed manual	6 speed manual	7 speed automatic	6 speed manual	TBC
Chassis									
Front suspension	Independent type McPherson – coil springs – hydraulic shock absorber [DCC equipment (Adaptive chassis control): see Commercial Offer]								
Rear suspension	Semirigid axle, coil springs and hydraulic shock absorber								
Steering system	R-EPS (Rack Electric Power System), Versions w. DCC and CUPRA: R-EPS Progressive steering								
Turning circle diameter [wall to wall] [m]	10.3	10.3	10.3	10.3	10.3	10.3	10.3	10.3	10.5
Braking System									
Anti-lock Braking System (ABS)	Dual hydraulic circuit and brake system diagonal split with brake booster								
Type (front/rear)	Front ventilated disc brakes and rear solid disc brakes								
Front discs [mm]	276 x 24	276 x 24	288 x 25	288 x 25	288 x 25	312x25	288 x 25	312x25	TBC
Rear discs [mm]	253 x 10	253 x 10	272 x 10	272 x 10	272 x 10	272 x 10	272 x 10	272 x 10	TBC
Weights									
Kerb weight [with driver] [kg]	1197	1197	1239	1239	1243	1243	1258	1258	TBC
Permissible gross weight [kg]	1720	1720	1780	1780	1780	1780	1780	1780	TBC
Max. towing weight without brake [kg]	590	590	610	610	620	620	620	620	TBC
Max. towing weight with brake 12% [kg]	1000	1000	1400	1400	1500	1500	1500	1500	TBC

**Footnotes**

<sup>1</sup>The maximum power output figures are quoted in PS (or Pferdestärke, which is the metric equivalent of horsepower). To convert from metric to imperial horsepower, divide the PS by 1.0139.

<sup>2</sup>Where law permits.

<sup>3</sup>Vehicles listed are WLTP (Worldwide Harmonised Light-Duty Vehicles Test Procedure) type approved. More information is available at [seat.co.uk/wltp](https://www.seat.co.uk/wltp). In line with Government guidance, to facilitate direct comparison between different models from different manufacturers and to accommodate the full transition to this new testing regime, we have displayed NEDC derived figures. These NEDC figures are the values for this vehicle used in registration and taxation documentation until further notice from the UK authorities. These NEDC figures have been derived from WLTP testing, and may not be equivalent to NEDC figures from NEDC testing, so comparisons may be unreliable. Fuel consumption and efficiency figures are provided for comparative purposes only and may not reflect 'real world' driving results. Choice of wheels and other options may affect fuel consumption and emissions data.

# 5dr Technical data.

	1.6 TDI 115PS Diesel SE	1.6 TDI 115PS Diesel SE Dynamic	1.6 TDI 115PS DSG-auto Diesel SE	1.6 TDI 115PS DSG-auto Diesel SE Dynamic	2.0 TSI DSG-Auto 190PS Petrol FR, FR Sport, XCELLENCE, XCELLENCE Lux	2.0 TDI 150PS FR, FR Sport, XCELLENCE, XCELLENCE Lux
Engine						
Type (cylinders / valves per cylinder)	4 / 4	4 / 4	4 / 4	4 / 4	4 / 4	TBC
Displacement (cc)	1598	1598	1598	1598	1984	TBC
Bore and stroke (mm)	79.5 / 80.5	79.5 / 80.5	79.5 / 80.5	79.5 / 80.5	82.5 / 92.8	TBC
Compression ratio	16.2	16.2	16.2	16.2	11.7	TBC
Maximum power (PS / KW / rpm) <sup>1</sup>	115 / 85 / 3250-4000	115 / 85 / 3250-4000	115 / 85 / 3250-4000	115 / 85 / 3250-4000	140 / 190 / 4200-6000	TBC
Maximum torque (Nm / lb.ft / rpm)	250 / 1500-3250	250 / 1500-3250	250 / 1500-3250	250 / 1500-3250	320 / 1500-4100	TBC
Fuel supply system	Common Rail Direct Injection	Common Rail Direct Injection	Common Rail Direct Injection	Direct injection: common rail	MPI Multipoint injection + TSI Direct Injection	TBC
Emission control	EU6D Temp	EU6D Temp	EU6D Temp	EU6D Temp	EU6D Temp	EU6D Temp
Performance						
Maximum speed <sup>2</sup> (mph)	122	122	122	122	142	TBC
Acceleration 0-62 mph (s)	9.8	9.8	10.2	10.2	7.2	TBC
Fuel Consumption <sup>3</sup>						
Urban mpg (l/100km)	60.1 (4.7)	58.9 (4.8)	64.2 (4.4)	64.2 (4.4)	35.3 (8.0)	TBC
Extra-urban mpg (l/100km)	74.3 (3.8)	72.4 (3.9)	74.3 (3.8)	72.4 (3.9)	54.3 (5.2)	TBC
Combined mpg (l/100km)	67.3 (4.2)	67.3 (4.2)	70.6 (4.0)	68.9 (4.1)	45.6 (6.2)	TBC
Co <sub>2</sub> Emission						
CO <sub>2</sub> (g/km)	109	111	106	107	141	TBC
Transmission						
Gearbox type	5 speed manual	5 speed manual	7 speed automatic	7 speed automatic	7 speed automatic	TBC
Chassis						
Front suspension	Independent type McPherson - coil springs - hydraulic shock absorber [DCC equipment (Adaptive chassis control): see Commercial Offer]					
Rear suspension	Semirigid axle, coil springs and hydraulic shock absorber				Multilink axle, coil spring, and hydraulic shock absorber	
Steering system	R-EPS [Rack Electric Power System], Versions w. DCC: R-EPS Progressive steering					
Turning circle diameter (wall to wall) (m)	10.3	10.3	10.3	10.3	10.3	10.3
Braking System						
Anti-lock Braking System (ABS)						
Type (front/rear)						
Front discs (mm)	288 x 25	288 x 25	288 x 25	288 x 25	312 x 25	TBC
Rear discs (mm)	253 x 10	253 x 10	253 x 10	253 x 10	272 x 10	TBC
Weights						
Kerb weight [with driver] (kg)	1331	1311	1339	1339	1344	TBC
Permissible gross weight (kg)	1870	1870	1890	1890	1850	TBC
Max. towing weight without brake (kg)	650	650	660	1800	670	TBC
Max. towing weight with brake 12% (kg)	1500	1500	1500	1500	1500	TBC

**Footnotes**

<sup>1</sup>The maximum power output figures are quoted in PS (or Pferdestärke, which is the metric equivalent of horsepower). To convert from metric to imperial horsepower, divide the PS by 1.0139.

<sup>2</sup>Where law permits.

<sup>3</sup>Vehicles listed are WLTP (Worldwide Harmonised Light-Duty Vehicles Test Procedure) type approved. More information is available at [seat.co.uk/wltp](http://seat.co.uk/wltp). In line with Government guidance, to facilitate direct comparison between different models from different manufacturers and to accommodate the full transition to this new testing regime, we have displayed NEDC derived figures. These NEDC figures are the values for this vehicle used in registration and taxation documentation until further notice from the UK authorities. These NEDC figures have been derived from WLTP testing, and may not be equivalent to NEDC figures from NEDC testing, so comparisons may be unreliable. Fuel consumption and efficiency figures are provided for comparative purposes only and may not reflect 'real world' driving results. Choice of wheels and other options may affect fuel consumption and emissions data.

# ST Technical data.

	1.0 TSI 115PS Unleaded petrol SE	1.0 TSI 115PS Unleaded Petrol SE Dynamic	1.5 TSI EVO 130PS Unleaded petrol FR, XCELLENCE, XCELLENCE Lux	1.5 TSI EVO 130PS Unleaded petrol FR Sport	1.5 TSI EVO 150PS Unleaded petrol FR, XCELLENCE, XCELLENCE Lux	1.5 TSI EVO 150PS Unleaded petrol FR Sport	1.5 EVO TSI DSG-Auto 150 PS Unleaded petrol FR, XCELLENCE, XCELLENCE Lux	1.5 TSI EVO DSG-auto 150PS Unleaded petrol FR Sport	2.0 TSI 290 PS Unleaded petrol CUPRA/CUPRA Lux
<b>Engine</b>									
Type (cylinders / valves per cylinder)	3 / 4	3 / 4	4 / 4	4 / 4	4 / 4	4 / 4	4 / 4	4 / 4	TBC
Displacement (cc)	999	999	1498	1498	1498	1498	1498	1498	TBC
Bore and stroke (mm)	74.5 / 76.4	74.5 / 76.4	74.5 / 85.9	74.5 / 85.9	74.5 / 85.9	74.5 / 85.9	74.5 / 85.9	74.5 / 85.9	TBC
Compression ratio	10.5	10.5	12.5	12.5	10.5	10.5	10.5	10.5	TBC
Maximum power (PS / KW / rpm) <sup>1</sup>	115 / 85 / 5000-5500	115 / 85 / 5000-5500	130 / 96 / 5000-6000	130 / 96 / 5000-6000	150 / 110 / 5000-6000	150 / 110 / 5000-6000	150 / 110 / 5000-6000	150 / 110 / 5000-6000	TBC
Maximum torque (Nm / lb.ft / rpm)	200 / 2000-3500	200 / 2000-3500	200 / 1400-4000	200 / 1400-4000	250 / 1500-3500	250 / 1500-3500	250 / 1500-3500	250 / 1500-3500	TBC
Fuel supply system	TSI Direct Injection	TSI Direct Injection	TSI Direct Injection	TSI Direct Injection	TSI Direct Injection	TSI Direct Injection	TSI Direct Injection	TSI Direct Injection	TBC
Emission control	EU6D Temp	EU6D Temp	EU6D Temp	EU6D Temp	EU6D Temp	EU6D Temp	EU6D Temp	EU6D Temp	EU6D Temp
<b>Performance</b>									
Maximum speed <sup>2</sup> (mph)	122	122	129	129	134	134	134	134	TBC
Acceleration 0-62 mph (s)	10.1	10.1	9.5	9.5	8.2	8.2	8.3	8.3	TBC
<b>Fuel Consumption<sup>3</sup></b>									
Urban mpg (l/100km)	50.4 (5.6)	46.3 (6.1)	44.1 (6.4)	43.5 (6.5)	43.5 (6.5)	42.2 (6.7)	43.5 (6.5)	42.8 (6.6)	TBC
Extra-urban mpg (l/100km)	67.3 (4.2)	67.3 (4.2)	67.3 (4.2)	65.7 (4.3)	65.7 (4.3)	62.8 (4.5)	64.2 (4.4)	62.8 (4.5)	TBC
Combined mpg (l/100km)	58.9 (4.8)	57.6 (4.9)	56.5 (5.0)	55.4 (5.1)	55.4 (5.1)	53.3 (5.3)	54.3 (5.2)	53.3 (5.3)	TBC
<b>Co<sub>2</sub> Emission</b>									
CO <sub>2</sub> (g/km)	109	112	113	116	117	120	118	120	TBC
<b>Transmission</b>									
Gearbox type	6 speed manual	6 speed manual	6 speed manual	6 speed manual	6 speed manual	6 speed manual	7 speed automatic	7 speed automatic	TBC
<b>Chassis</b>									
Front suspension	Independent type McPherson – coil springs – hydraulic shock absorber [DCC equipment [Adaptive chassis control]: see Commercial Offer]								
Rear suspension	Semirigid axle, coil springs and hydraulic shock absorber								
Steering system	R-EPS (Rack Electric Power System), Versions w. DCC and CUPRA: R-EPS Progressive steering								
Turning circle diameter [wall to wall] (m)	10.3	10.3	10.3	10.3	10.3	10.3	10.3	10.3	10.5
<b>Braking System</b>									
Anti-lock Braking System (ABS)	Dual hydraulic circuit and brake system diagonal split with brake booster								
Type (front/rear)	Front ventilated disc brakes and rear solid disc brakes								
Front discs (mm)	276 x 24	276 x 24	288 x 25	288 x 25	288 x 25	288 x 25	288 x 25	288 x 25	TBC
Rear discs (mm)	253 x 10	253 x 10	272 x 10	272 x 10	272 x 10	272 x 10	272 x 10	272 x 10	TBC
<b>Weights</b>									
Kerb weight [with driver] (kg)	1242	1242	1279	1279	1275	1275	1294	1294	TBC
Permissible gross weight (kg)	1780	1770	1850	1850	1840	1840	1860	1860	TBC
Max. towing weight without brake (kg)	620	620	630	630	630	630	640	640	TBC
Max. towing weight with brake 12% (kg)	-	-	-	-	-	-	-	-	TBC

**Footnotes**

<sup>1</sup>The maximum power output figures are quoted in PS (or Pferdestärke, which is the metric equivalent of horsepower). To convert from metric to imperial horsepower, divide the PS by 1.0139.

<sup>2</sup>Where law permits.

<sup>3</sup>Vehicles listed are WLTP (Worldwide Harmonised Light-Duty Vehicles Test Procedure) type approved. More information is available at [seat.co.uk/wltp](http://seat.co.uk/wltp). In line with Government guidance, to facilitate direct comparison between different models from different manufacturers and to accommodate the full transition to this new testing regime, we have displayed NEDC derived figures. These NEDC figures are the values for this vehicle used in registration and taxation documentation until further notice from the UK authorities. These NEDC figures have been derived from WLTP testing, and may not be equivalent to NEDC figures from NEDC testing, so comparisons may be unreliable. Fuel consumption and efficiency figures are provided for comparative purposes only and may not reflect 'real world' driving results. Choice of wheels and other options may affect fuel consumption and emissions data.




# ST Technical data.

	1.6 TDI 115PS Diesel SE	1.6 TDI 115PS Diesel SE Dynamic	1.6 TDI 115PS DSG-auto Diesel SE	1.6 TDI 115PS DSG-auto Diesel SE Dynamic	2.0 TSI DSG-Auto 190PS Petrol FR, FR Sport, XCELLENCE, XCELLENCE Lux	2.0 TDI 150PS FR, FR Sport, XCELLENCE, XCELLENCE Lux
Engine						
Type (cylinders / valves per cylinder)	4 / 4	4 / 4	4 / 4	4 / 4	4 / 4	TBC
Displacement (cc)	1598	1598	1598	1598	1984	TBC
Bore and stroke (mm)	79.5 / 80.5	79.5 / 80.5	79.5 / 80.5	79.5 / 80.5	82.4 / 92.8	TBC
Compression ratio	16.2	16.2	16.2	16.2	11.7	TBC
Maximum power (PS / KW / rpm) <sup>1</sup>	115 / 85 / 3250-4000	115 / 85 / 3250-4000	115 / 85 / 3250-4000	115 / 85 / 3250-4000	190 / 140 / 4200-6000	TBC
Maximum torque (Nm / lb.ft / rpm)	250 / 1500-3250	250 / 1500-3250	250 / 1500-3250	250 / 1500-3250	320 / 1500-4100	TBC
Fuel supply system	Common Rail Direct Injection	Common Rail Direct Injection	Common Rail Direct Injection	Common Rail Direct Injection	MPI Multipoint Injection + TSI Direct Injection	TBC
Emission control	EU6D Temp	EU6D Temp	EU6D Temp	EU6D Temp	EU6D Temp	EU6D Temp
Performance						
Maximum speed <sup>2</sup> (mph)	121	121	122	122	144	TBC
Acceleration 0-62 mph (s)	10.6	10.6	10.6	10.6	7.3	TBC
Fuel Consumption <sup>3</sup>						
Urban mpg (l/100km)	60.1 (4.7)	58.9 (4.8)	64.2 (4.4)	64.2 (4.4)	35.3 (8.0)	TBC
Extra-urban mpg (l/100km)	74.3 (3.8)	72.4 (3.9)	74.3 (3.8)	72.4 (3.9)	55.4 (5.1)	TBC
Combined mpg (l/100km)	67.3 (4.2)	67.3 (4.2)	70.6 (4.0)	68.9 (4.1)	45.6 (6.2)	TBC
Co <sub>2</sub> Emission						
CO <sub>2</sub> (g/km)	109	111	106	107	141	TBC
Transmission						
Gearbox type	5 speed manual	5 speed manual	7 speed automatic		7 speed automatic	TBC
Chassis						
Front suspension	Independent type McPherson - coil springs - hydraulic shock absorber [DCC equipment (Adaptive chassis control): see Commercial Offer]					
Rear suspension	Semirigid axle, coil springs and hydraulic shock absorber				Multilink axle, coil spring, and hydraulic shock absorber	
Steering system	R-EPS (Rack Electric Power System), Versions w. DCC: R-EPS Progressive steering					
Turning circle diameter [wall to wall] (m)	10.3	10.3	10.3	10.3	10.3	10.3
Braking System						
Anti-lock Braking System (ABS)	Dual hydraulic circuit and brake system diagonal split with brake booster					
Type (front/rear)	Front ventilated disc brakes and rear solid disc brakes					
Front discs (mm)	288 x 25	288 x 25	288 x 25	288 x 25	288 x 25	TBC
Rear discs (mm)	253 x 10	253 x 10	253 x 10	253 x 10	272 x 10	TBC
Weights						
Kerb weight [with driver] (kg)	1352	1352	1380	1380	1384	TBC
Permissible gross weight (kg)	1920	1920	1950	1950	1910	TBC
Max. towing weight without brake (kg)	670	670	690	690	690	TBC
Max. towing weight with brake 12% (kg)	–	–	–	–	–	TBC


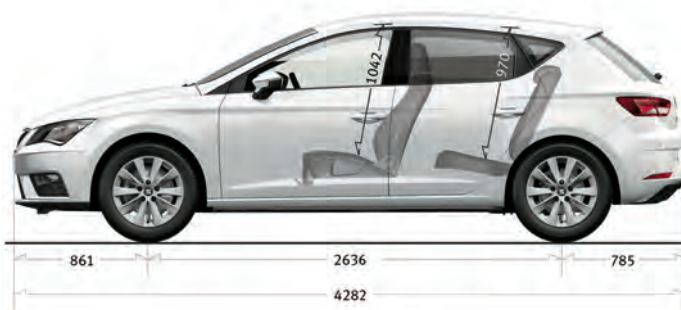
**Footnotes**  
<sup>1</sup>The maximum power output figures are quoted in PS [or Pferdestärke, which is the metric equivalent of horsepower]. To convert from metric to imperial horsepower, divide the PS by 1.0139.  
<sup>2</sup>Where law permits.  
<sup>3</sup>Vehicles listed are WLTP (Worldwide Harmonised Light-Duty Vehicles Test Procedure) type approved. More information is available at [seat.co.uk/wltp](http://seat.co.uk/wltp). In line with Government guidance, to facilitate direct comparison between different models from different manufacturers and to accommodate the full transition to this new testing regime, we have displayed NEDC derived figures. These NEDC figures are the values for this vehicle used in registration and taxation documentation until further notice from the UK authorities. These NEDC figures have been derived from WLTP testing, and may not be equivalent to NEDC figures from NEDC testing, so comparisons may be unreliable. Fuel consumption and efficiency figures are provided for comparative purposes only and may not reflect 'real world' driving results. Choice of wheels and other options may affect fuel consumption and emissions data.

# Technical Data.

Leon 5 Dr CUPRA 300



Leon 5 Dr




# Technical Data.

Leon ST CUPRA 300



Leon ST



# Vehicle Excise Duty.

All new vehicles are subject to a form of vehicle excise duty based on the type of fuel the vehicle uses and its carbon dioxide (CO<sub>2</sub>) emission level, measured in grammes per kilometre (g/km). To help you identify the duty you will pay, the DVLA has created thirteen bands. The table below shows the 12 month RFL rate for petrol and diesel cars: Effective from 1st April 2018 until 31st March 2019.

CO <sub>2</sub> g/km	1st Year Rate	Standard Rate
0	£0	£0
1	£10	£140
51	£25	£140
76	£105	£140
91	£125	£140
101	£145	£140
111	£165	£140
131	£205	£140
151	£515	£140
171	£830	£140
191	£1,240	£140
226	£1,760	£140
256	£2,070	£140

The Autumn Budget 2017 announced that new diesel vehicles registered after 1 April 2018, and that do not meet the RDE2 standard will be charged a supplement on their First Year Rate, to the effect of moving up by one VED band. Currently all SEAT diesel engines are affected by this supplement.

# Fuel Consumption and CO<sub>2</sub>.

Fuel consumption and CO<sub>2</sub> figures are obtained under standardised EU test conditions (Directive 93/116/EEC). This allows a direct comparison between different manufacturer models but may not represent the actual fuel consumption achieved in 'real world' driving conditions. Optional wheels may affect emissions and fuel consumption figures. More information is available on the SEAT website at [www.seat.co.uk](http://www.seat.co.uk) and at [www.vca.gov.uk](http://www.vca.gov.uk).

## How is the fuel consumption test conducted?

The test is outlined in Directive 93/116/EC as amended by Regulation (EC) 692/2008, and provides results that are more than representative of actual average on-road fuel consumption than previous tests. There are two parts: an urban and an extra-urban cycle. The cars tested have to be run-in and must have been driven for at least 1,800 miles (3,000 kilometres) before testing.

- **Urban Cycle.** The urban test cycle is carried out in a laboratory at an ambient temperature of 20°C to 30°C on a rolling road from a cold start, i.e. the engine has not run for several hours. The cycle consists of a series of accelerations, steady speeds, decelerating and idling. Maximum speed is 31mph (50km/h), average speed 12mph (19km/h) and the distance covered is 2.5 miles (4km).
- **Extra-Urban Cycle.** This cycle is conducted immediately following the urban cycle and consists of roughly half steady-speed driving and the remainder accelerations, decelerations, and some idling. Maximum speed is 75mph (120km/h), average speed is 39mph (63 km/h) and the distance covered is 4.3miles (7km).
- **Combined Fuel Consumption Figure.** The combined figure presented is for the urban and extra-urban cycle together. It is therefore an average of the two parts of the test, weighted by the distances covered in each part.

Additional information can be found at: [www.vca.gov.uk](http://www.vca.gov.uk).

# CO<sub>2</sub> Benefit in Kind (BIK) Tax.

## How to calculate your liability

The BIK value is calculated by taking the On The Road (OTR) price of the vehicle, less the RFL and first registration fee. This figure, known as the P11D value, is then multiplied by a percentage value based on the CO<sub>2</sub> emissions of the vehicle.

- For tax year 2018/19, the banding starts at 13%, applicable to cars which emit between 0 and 55 g/km (a 4% surcharge exists on all diesel that emits less than 180 grammes of CO<sub>2</sub> per kilometre and that do not meet the RDE2 standard).
- Cars which emit between 95 and 99 g/km attract a charge of 20%.
- Cars which emit between 100 and 104 g/km attract a charge of 21%. Every 5 g/km increase from 105 g/km adds 1% to the banding.
- The maximum charge is 37%.
- The exact CO<sub>2</sub> figure is always rounded down to the nearest 5 g/km (e.g. emissions of 139 g/km would be charged at the rate for 135 g/km).

To find out how much you will pay, simply multiply the BIK value by percentage level of income tax that you pay, which will vary depending on where in the UK you pay your tax.

BIK calculation example – Leon 5dr SE 1.0 TSI 115PS	
P11D value (OTR price less RFL and first registration fee)	£17,975.00
CO <sub>2</sub> emissions (g/km)	109
Company car BIK tax based on CO <sub>2</sub> emission level	22%
Taxable BIK (for 2018/19 tax year): 22% of £17,975.00	£3,914.90
<b>Annual company car tax (2017/18)</b>	
20% income tax: 20% of £3,914.90	£782.98 per annum
<b>Monthly company car tax (2017/18)</b>	
20% income tax: £782.98 divided by 12	£65.24 per month

## Fuel benefit charge

If your employer provides you with free fuel, this is treated as an additional taxable benefit. The charge for the 2018/19 tax year is based on a set figure of £23,400.00, and uses the same percentage figure used to calculate your company car BIK value.

### Fuel benefit charge example – Leon 5dr SE Dynamic 2.0 TSI 115PS

The percentage used to calculate the BIK value for the Leon 5dr SE Dynamic 2.0 TSI 115PS is 23%. If free fuel is supplied with this car for the 2018/19 tax year, the fuel benefit will be: £23,400.00 x 23% = £5,382

At 20% income tax: £5,382 x 20% = £1,076.40



# SEAT Information.



## **The SEAT Warranty.**

**Three-year Warranty.** All new SEATs registered in the UK come with a three year/ 60,000 miles warranty, which protects your car against the failure of most mechanical and electrical components due to manufacturing defects. This comprises a two-year manufacturer's warranty with unlimited mileage plus a further one-year/60,000 (whichever is soonest) Dealer Warranty. Should the mileage exceed 60,000 miles within the first two years, the manufacturer's two-year warranty will still be valid. If an additional warranty for subsequent years or higher mileage is desired, it may be purchased from an authorised SEAT dealer or repairer, however, this additional warranty must be purchased before the mileage reaches 60,000. Cover is subject to the car being serviced and maintained according to the manufacturer's technical guidelines. Full details of the three-year warranty are available from your SEAT dealer or repairer.



## **SEAT Extended Warranty.**

If you take out a SEAT Extended Warranty before your new car is registered, you'll get exactly the same level of cover as the three year warranty, but for up to five years. You can choose a SEAT Extended Warranty to last until the end of the 4th year/up to 75,000 miles or until the end of the 5th year/up to 90,000 miles (whichever is soonest).

PLEASE NOTE: SEAT Extended Warranty products are only available at the time of ordering your new SEAT.



## **Three-year Paint Warranty.**

The paintwork of all models featured in this price list is covered against manufacturing defects for a period of three years. Naturally, the vehicle must be cared for in compliance with the operating instructions which will be found in your vehicle handbook.

Please consult your authorised SEAT dealer or repairer for full warranty details.

## **Twelve-year Body Protection Warranty.**

The internal body sections and panels of the models featured in this price list are covered against rusting through from the outside for twelve years. Naturally, the vehicle must be cared for in compliance with the operating instructions which will be found in your vehicle handbook. Please consult your authorised SEAT dealer or repairer for full warranty details.



## **SEAT Parts Warranty.**

SEAT parts and accessories supplied after new vehicle delivery are covered by our 24 months parts warranty.



## **SEAT Insurance.**

Insurance works alongside your existing main motor insurance policy no matter who it's from, giving you three years FREE cover on all new and used SEATs. Activate your policy at [seat-ensurance.co.uk](http://seat-ensurance.co.uk) and get one-stop accident management in the event of an accident or theft. After activation, you'll receive a confirmation email and Cover Booklet PDF with full terms and conditions.



## **SEAT Assistance (including European cover).**

Any new SEAT purchased and registered in the UK from an authorised SEAT dealer, is covered free by SEAT Assistance (including European cover) for roadside repairs or recovery to an authorised repairer for a term of two years. Your member of the SEAT authorised network will ensure that all servicing and repairs are carried out in accordance with the manufacturer's instructions. Terms and conditions apply.

## **Specifications.**

Specifications refer to Model Year 2019. While SEAT makes every effort to make sure that specifications are accurate at time of going to press **(09/18)**, you should always check details with your SEAT dealer as there may have been changes in view of SEAT's policy of continuous product improvement. The right is reserved to change specification and colour at any time. The information in this price list can therefore be given as guidance only.



**SEAT** is committed to a policy of continuous product development and reserves the right to make changes to specifications, colours and prices without notice. The information in this brochure and pricing and specification list can therefore be given as guidance only. While SEAT makes every effort to ensure that specifications are accurate at the time of publication, you should always check with your authorised SEAT dealership for the latest information. The information in this document refers to model year 18 vehicles. Due to limitations of the printing process the colours reproduced in this pricing and specification list may vary slightly from the actual paint colour and material. These vehicles and all their parts, as well as the original spares, were designed according to the Legal Regulations governing the prevention and minimisation of Environmental Impact, through the use of recycled/recyclable materials, with measures taken to achieve suitable recycling for the conservation and improvement of environmental quality. SEAT UK has made provision for the correct disposal and recycling\* of all SEAT Vehicles when they are delivered by the customer to its national network of Environment Agency authorised treatment facilities. This service is offered at no cost to the last holder and applies to SEAT vehicles of any age which are substantially complete. The service is provided by Cartakeback.com and to find your nearest facility contact 0845 257 32 33 or browse to [www.cartakeback.com](http://www.cartakeback.com).

\* Since 2006 all vehicles returned to SEAT were certified by UK Government to be recycled to 85%.

09/2018

**seat.co.uk**