



# **The SEAT Leon.**

Pricing and Specification List.

# Contents.

|           |   |
|-----------|---|
| <b>2</b>  | <b>Useful Info</b>                          |
| <b>3</b>  | <b>Model Prices</b>                         |
| <b>6</b>  | <b>Leon Equipment</b>                       |
| <b>14</b> | <b>Option Prices</b>                        |
| <b>18</b> | <b>Colours</b>                              |
| <b>19</b> | <b>Wheels</b>                               |
| <b>21</b> | <b>Upholsteries</b>                         |
| <b>23</b> | <b>Accessories</b>                          |
| <b>24</b> | <b>Technical Data</b>                       |
| <b>33</b> | <b>Vehicle Excise Duty (VED)</b>            |
| <b>34</b> | <b>CO<sub>2</sub> Benefit In Kind (BIK)</b> |
| <b>36</b> | <b>SEAT Information</b>                     |

# Useful info.

## **Ecomotive.**

Cars with the most efficient performance in each model range receive an Ecomotive badge. These models feature efficiency- improving technology which includes, but is not limited to, a Start/Stop System and an Energy Recovery System. These cars may also include additional features such as revised gear ratios, aerodynamic enhancements (Aero Pack) and low-rolling resistance tyres.

## **Start/Stop System.**

When the car is stopped, the gear lever set to neutral and the clutch pedal released, the Start/Stop System switches the engine off. Once the clutch is engaged again, the engine starts automatically.

## **Energy Recovery System.**

An Energy Recovery System works by varying the amount of power absorbed by the alternator. During braking, power which would otherwise be wasted is drawn into the electrical systems and battery. Under acceleration, the alternator draws less energy, so more can be sent to driving the wheels.

For full details on fuel consumption, CO<sub>2</sub> figures and VED bands (Vehicle Excise Duty) please see page 33.

# Model Prices.

|                               | Litres | Engine          | PS  | Fuel | Emission Control | CO <sub>2</sub> g/km* | Combined mpg* | Insurance Group (1-50) | BIK 2018/19* | Basic Price | VAT @ 20% | Retail Price (P11D Value) | 1st Year RFL Rate 2018/19 | 1st Reg Fee 2018/19 | Recommended On The Road Price |
|-------------------------------|--------|-----------------|-----|------|------------------|-----------------------|---------------|------------------------|--------------|-------------|-----------|---------------------------|---------------------------|---------------------|-------------------------------|
| <b>Leon SC</b>                |        |                 |     |      |                  |                       |               |                        |              |             |           |                           |                           |                     |                               |
| <b>FR Technology</b>          | 1.4    | TSI             | 125 | P    | EU6              | 120                   | 54.3          | 16E                    | 25%          | £16,483.33  | £3,296.67 | £19,780.00                | £165.00                   | £55.00              | <b>£20,000.00</b>             |
| <b>FR Technology</b>          | 1.4    | EcoTSI          | 150 | P    | EU6              | 114                   | 57.6          | 19E                    | 23%          | £17,908.33  | £3,581.67 | £21,490.00                | £165.00                   | £55.00              | <b>£21,710.00</b>             |
| <b>FR Technology</b>          | 1.4    | EcoTSI DSG-auto | 150 | P    | EU6              | 115                   | 57.6          | 19E                    | 24%          | £19,033.33  | £3,806.67 | £22,840.00                | £165.00                   | £55.00              | <b>£23,060.00</b>             |
| <b>FR Technology</b>          | 1.8    | TSI             | 180 | P    | EU6              | 138                   | 47.1          | 21E                    | 28%          | £18,666.67  | £3,733.33 | £22,400.00                | £205.00                   | £55.00              | <b>£22,660.00</b>             |
| <b>FR Technology</b>          | 1.8    | TSI DSG-auto    | 180 | P    | EU6              | 134                   | 48.7          | 21E                    | 27%          | £19,791.67  | £3,958.33 | £23,750.00                | £205.00                   | £55.00              | <b>£24,010.00</b>             |
| <b>FR Technology</b>          | 2.0    | TDI             | 150 | D    | EU6              | 112                   | 64.2          | 21E                    | 27%          | £19,433.33  | £3,886.67 | £23,320.00                | £205.00                   | £55.00              | <b>£23,580.00</b>             |
| <b>FR Technology</b>          | 2.0    | TDI             | 184 | D    | EU6              | 118                   | 62.8          | 23E                    | 28%          | £20,258.33  | £4,051.67 | £24,310.00                | £205.00                   | £55.00              | <b>£24,570.00</b>             |
| <b>FR Technology</b>          | 2.0    | TDI DSG-auto    | 184 | D    | EU6              | 120                   | 61.4          | 24E                    | 29%          | £21,383.33  | £4,276.67 | £25,660.00                | £205.00                   | £55.00              | <b>£25,920.00</b>             |
| <b>FR Titanium Technology</b> | 1.4    | TSI             | 125 | P    | EU6              | 120                   | 54.3          | 16E                    | 25%          | £17,666.67  | £3,533.33 | £21,200.00                | £165.00                   | £55.00              | <b>£21,420.00</b>             |
| <b>FR Titanium Technology</b> | 1.4    | EcoTSI          | 150 | P    | EU6              | 114                   | 57.6          | 20E                    | 23%          | £19,091.67  | £3,818.33 | £22,910.00                | £165.00                   | £55.00              | <b>£23,130.00</b>             |
| <b>FR Titanium Technology</b> | 1.4    | EcoTSI DSG-auto | 150 | P    | EU6              | 115                   | 57.6          | 20E                    | 24%          | £20,216.67  | £4,043.33 | £24,260.00                | £165.00                   | £55.00              | <b>£24,480.00</b>             |
| <b>FR Titanium Technology</b> | 1.8    | TSI             | 180 | P    | EU6              | 138                   | 47.1          | 22E                    | 28%          | £19,850.00  | £3,970.00 | £23,820.00                | £205.00                   | £55.00              | <b>£24,080.00</b>             |
| <b>FR Titanium Technology</b> | 1.8    | TSI DSG-auto    | 180 | P    | EU6              | 134                   | 48.7          | 22E                    | 27%          | £20,975.00  | £4,195.00 | £25,170.00                | £205.00                   | £55.00              | <b>£25,430.00</b>             |
| <b>FR Titanium Technology</b> | 2.0    | TDI             | 150 | D    | EU6              | 112                   | 64.2          | 22E                    | 27%          | £20,616.67  | £4,123.33 | £24,740.00                | £205.00                   | £55.00              | <b>£25,000.00</b>             |
| <b>FR Titanium Technology</b> | 2.0    | TDI             | 184 | D    | EU6              | 118                   | 62.8          | 24E                    | 28%          | £21,441.67  | £4,288.33 | £25,730.00                | £205.00                   | £55.00              | <b>£25,990.00</b>             |
| <b>FR Titanium Technology</b> | 2.0    | TDI DSG-auto    | 184 | D    | EU6              | 120                   | 61.4          | 24E                    | 29%          | £22,566.67  | £4,513.33 | £27,080.00                | £205.00                   | £55.00              | <b>£27,340.00</b>             |
| <b>CUPRA 300</b>              | 2.0    | TSI             | 300 | P    | EU6              | 158                   | 40.9          | 33E                    | 32%          | £24,204.17  | £4,840.83 | £29,045.00                | £515.00                   | £55.00              | <b>£29,615.00</b>             |
| <b>CUPRA 300</b>              | 2.0    | TSI DSG-auto    | 300 | P    | EU6              | 153                   | 42.2          | 33E                    | 31%          | £24,204.17  | £4,840.83 | £29,045.00                | £515.00                   | £55.00              | <b>£29,615.00</b>             |

The Recommended 'On The Road' price includes delivery charge to dealer and number plates, one year's Road Fund Licence at the First Year Rate (£0 – £2,070 depending on the CO<sub>2</sub> output of the vehicle), and the new vehicle registration fee (£55). VAT is calculated at 20.0%.

\*For full details on fuel consumption, CO<sub>2</sub> figures and VED bands (Vehicle Excise Duty) please see page 33. Fuel consumption and CO<sub>2</sub> emissions figures are obtained under standardised EU test conditions (or, in cases of vehicles with WLTP type approval, are the NEDC figures provided pursuant to Government guidance until further notice). These figures facilitate direct comparison between different models from different manufacturers, but may not represent the actual fuel consumption achieved in 'real world' driving conditions. Choice of wheels and other options may affect fuel consumption and emissions data. More information is available on the SEAT website at [www.seat.co.uk](http://www.seat.co.uk) and at [www.dft.gov.uk/vca](http://www.dft.gov.uk/vca).



# Model Prices.

|                              | Litres | Engine                 | PS  | Fuel | Emission Control | CO <sub>2</sub> g/km* | Combined mpg* | Insurance Group [1-50] | BIK 2018/19* | Basic Price | VAT @ 20% | Retail Price (P11D Value) | 1st Year RFL Rate 2018/19 | 1st Reg Fee 2018/19 | Recommended On The Road Price |
|------------------------------|--------|------------------------|-----|------|------------------|-----------------------|---------------|------------------------|--------------|-------------|-----------|---------------------------|---------------------------|---------------------|-------------------------------|
| <b>Leon 5dr</b>              |        |                        |     |      |                  |                       |               |                        |              |             |           |                           |                           |                     |                               |
| <b>S</b>                     | 1.6    | TDI                    | 115 | D    | EU6              | 105                   | 70.6          | 15E                    | 26%          | £15,629.17  | £3,125.83 | £18,755.00                | £165.00                   | £55.00              | <b>£18,975.00</b>             |
| <b>SE Dynamic Technology</b> | 1.2    | TSI                    | 110 | P    | EU6              | 116                   | 56.5          | 12E                    | 24%          | £14,795.83  | £2,959.17 | £17,755.00                | £165.00                   | £55.00              | <b>£17,975.00</b>             |
| <b>SE Dynamic Technology</b> | 1.6    | TDI                    | 115 | D    | EU6              | 106                   | 70.6          | 13E                    | 26%          | £16,212.50  | £3,242.50 | £19,455.00                | £165.00                   | £55.00              | <b>£19,675.00</b>             |
| <b>SE Dynamic Technology</b> | 1.6    | TDI DSG-auto           | 115 | D    | EU6              | 109                   | 68.9          | 13E                    | 26%          | £17,254.17  | £3,450.83 | £20,705.00                | £165.00                   | £55.00              | <b>£20,925.00</b>             |
| <b>SE Technology</b>         | 1.0    | TSI Ecomotive          | 115 | P    | EU6              | 102                   | 64.2          | 15E                    | 21%          | £16,312.50  | £3,262.50 | £19,575.00                | £145.00                   | £55.00              | <b>£19,775.00</b>             |
| <b>SE Technology</b>         | 1.0    | TSI Ecomotive DSG-auto | 115 | P    | EU6              | 102                   | 64.2          | 15E                    | 21%          | £17,354.17  | £3,470.83 | £20,825.00                | £145.00                   | £55.00              | <b>£21,025.00</b>             |
| <b>SE Technology</b>         | 1.2    | TSI                    | 110 | P    | EU6              | 114                   | 57.6          | 12E                    | 23%          | £15,587.50  | £3,117.50 | £18,705.00                | £165.00                   | £55.00              | <b>£18,925.00</b>             |
| <b>SE Technology</b>         | 1.6    | TDI                    | 115 | D    | EU6              | 105                   | 70.6          | 13E                    | 26%          | £17,004.17  | £3,400.83 | £20,405.00                | £165.00                   | £55.00              | <b>£20,625.00</b>             |
| <b>SE Technology</b>         | 1.6    | TDI DSG-auto           | 115 | D    | EU6              | 108                   | 68.9          | 13E                    | 26%          | £18,045.83  | £3,609.17 | £21,655.00                | £165.00                   | £55.00              | <b>£21,875.00</b>             |
| <b>FR Technology</b>         | 1.4    | TSI                    | 125 | P    | EU6              | 120                   | 54.3          | 16E                    | 25%          | £16,733.33  | £3,346.67 | £20,080.00                | £165.00                   | £55.00              | <b>£20,300.00</b>             |
| <b>FR Technology</b>         | 1.4    | EcoTSI                 | 150 | P    | EU6              | 114                   | 57.6          | 19E                    | 23%          | £18,158.33  | £3,631.67 | £21,790.00                | £165.00                   | £55.00              | <b>£22,010.00</b>             |
| <b>FR Technology</b>         | 1.4    | EcoTSI DSG-auto        | 150 | P    | EU6              | 115                   | 57.6          | 19E                    | 24%          | £19,283.33  | £3,856.67 | £23,140.00                | £165.00                   | £55.00              | <b>£23,360.00</b>             |
| <b>FR Technology</b>         | 1.8    | TSI                    | 180 | P    | EU6              | 138                   | 47.1          | 21E                    | 28%          | £18,916.67  | £3,783.33 | £22,700.00                | £205.00                   | £55.00              | <b>£22,960.00</b>             |
| <b>FR Technology</b>         | 1.8    | TSI DSG-auto           | 180 | P    | EU6              | 134                   | 48.7          | 21E                    | 27%          | £20,041.67  | £4,008.33 | £24,050.00                | £205.00                   | £55.00              | <b>£24,310.00</b>             |
| <b>FR Technology</b>         | 2.0    | TDI                    | 150 | D    | EU6              | 112                   | 64.2          | 21E                    | 27%          | £19,683.33  | £3,936.67 | £23,620.00                | £205.00                   | £55.00              | <b>£23,880.00</b>             |
| <b>FR Technology</b>         | 2.0    | TDI                    | 184 | D    | EU6              | 118                   | 62.8          | 24E                    | 28%          | £20,508.33  | £4,101.67 | £24,610.00                | £205.00                   | £55.00              | <b>£24,870.00</b>             |
| <b>FR Technology</b>         | 2.0    | TDI DSG-auto           | 184 | D    | EU6              | 120                   | 61.4          | 23E                    | 29%          | £21,633.33  | £4,326.67 | £25,960.00                | £205.00                   | £55.00              | <b>£26,220.00</b>             |
| <b>XCELLENCE Technology</b>  | 1.4    | TSI                    | 125 | P    | EU6              | 120                   | 54.3          | 15E                    | 25%          | £18,725.00  | £3,745.00 | £22,470.00                | £165.00                   | £55.00              | <b>£22,690.00</b>             |
| <b>XCELLENCE Technology</b>  | 1.4    | EcoTSI                 | 150 | P    | EU6              | 114                   | 57.6          | 20E                    | 23%          | £19,241.67  | £3,848.33 | £23,090.00                | £165.00                   | £55.00              | <b>£23,310.00</b>             |
| <b>XCELLENCE Technology</b>  | 1.4    | EcoTSI DSG-auto        | 150 | P    | EU6              | 115                   | 57.6          | 20E                    | 24%          | £20,366.67  | £4,073.33 | £24,440.00                | £165.00                   | £55.00              | <b>£24,660.00</b>             |
| <b>XCELLENCE Technology</b>  | 2.0    | TDI                    | 150 | D    | EU6              | 112                   | 64.2          | 21E                    | 27%          | £20,766.67  | £4,153.33 | £24,920.00                | £205.00                   | £55.00              | <b>£25,180.00</b>             |
| <b>XCELLENCE Technology</b>  | 2.0    | TDI                    | 184 | D    | EU6              | 118                   | 62.8          | 24E                    | 28%          | £21,591.67  | £4,318.33 | £25,910.00                | £205.00                   | £55.00              | <b>£26,170.00</b>             |
| <b>XCELLENCE Technology</b>  | 2.0    | TDI DSG-auto           | 184 | D    | EU6              | 120                   | 61.4          | 24E                    | 29%          | £22,716.67  | £4,543.33 | £27,260.00                | £205.00                   | £55.00              | <b>£27,520.00</b>             |
| <b>CUPRA 300</b>             | 2.0    | TSI                    | 300 | P    | EU6              | 158                   | 40.9          | 33E                    | 32%          | £24,454.17  | £4,890.83 | £29,345.00                | £515.00                   | £55.00              | <b>£29,915.00</b>             |
| <b>CUPRA 300</b>             | 2.0    | TSI DSG-auto           | 300 | P    | EU6              | 156                   | 41.5          | 33E                    | 32%          | £24,454.17  | £4,890.83 | £29,345.00                | £515.00                   | £55.00              | <b>£29,915.00</b>             |

Ecomotive Technology is only available on the Leon 1.0 TSI Ecomotive SE Technology and the Leon 1.0 TSI Ecomotive SE Technology DSG-auto 5Dr and ST only.

The Recommended 'On The Road' price includes delivery charge to dealer and number plates, one year's Road Fund Licence at the First Year Rate (£0 - £2,070 depending on the CO<sub>2</sub> output of the vehicle), and the new vehicle registration fee (£55). VAT is calculated at 20.0%. \*For full details on fuel consumption, CO<sub>2</sub> figures and VED bands (Vehicle Excise Duty) please see page 33. Fuel consumption and CO<sub>2</sub> emissions figures are obtained under standardised EU test conditions (or, in cases of vehicles with WLTP type approval, are the NEDC figures provided pursuant to Government guidance until further notice). These figures facilitate direct comparison between different models from different manufacturers, but may not represent the actual fuel consumption achieved in 'real world' driving conditions. Choice of wheels and other options may affect fuel consumption and emissions data. More information is available on the SEAT website at [www.seat.co.uk](http://www.seat.co.uk) and at [www.dft.gov.uk/vca](http://www.dft.gov.uk/vca).



For detailed information go to [www.euroncap.com](http://www.euroncap.com), the 5 star EuroNCAP rating was awarded to the SEAT Leon 5dr, ST and X-PERIENCE model tested in 2012.

# Model Prices.

|                              | Litres | Engine                 | PS  | Fuel | Emission Control | CO <sub>2</sub> g/km* | Combined mpg* | Insurance Group (1-50) | BIK 2018/19* | Basic Price | VAT @ 20% | Retail Price (p11D Value) | 1st Year RFL Rate 2018/19 | 1st Reg Fee 2018/19 | Recommended On The Road Price |
|------------------------------|--------|------------------------|-----|------|------------------|-----------------------|---------------|------------------------|--------------|-------------|-----------|---------------------------|---------------------------|---------------------|-------------------------------|
| <b>Leon ST</b>               |        |                        |     |      |                  |                       |               |                        |              |             |           |                           |                           |                     |                               |
| <b>S</b>                     | 1.6    | TDI                    | 115 | D    | EU6              | 108                   | 68.9          | 15E                    | 26%          | £16,458.33  | £3,291.67 | £19,750.00                | £165.00                   | £55.00              | <b>£19,970.00</b>             |
| <b>SE Dynamic Technology</b> | 1.2    | TSI                    | 110 | P    | EU6              | 116                   | 56.5          | 12E                    | 24%          | £15,625.00  | £3,125.00 | £18,750.00                | £165.00                   | £55.00              | <b>£18,970.00</b>             |
| <b>SE Dynamic Technology</b> | 1.6    | TDI                    | 115 | D    | EU6              | 109                   | 68.9          | 13E                    | 26%          | £17,041.67  | £3,408.33 | £20,450.00                | £165.00                   | £55.00              | <b>£20,670.00</b>             |
| <b>SE Dynamic Technology</b> | 1.6    | TDI DSG-auto           | 115 | D    | EU6              | 112                   | 67.3          | 13E                    | 27%          | £18,066.67  | £3,613.33 | £21,680.00                | £205.00                   | £55.00              | <b>£21,940.00</b>             |
| <b>SE Technology</b>         | 1.0    | TSI Ecomotive          | 115 | P    | EU6              | 102                   | 64.2          | 15E                    | 21%          | £17,141.67  | £3,428.33 | £20,570.00                | £145.00                   | £55.00              | <b>£20,770.00</b>             |
| <b>SE Technology</b>         | 1.0    | TSI Ecomotive DSG-auto | 115 | P    | EU6              | 102                   | 64.2          | 15E                    | 21%          | £18,183.33  | £3,636.67 | £21,820.00                | £145.00                   | £55.00              | <b>£22,020.00</b>             |
| <b>SE Technology</b>         | 1.2    | TSI                    | 110 | P    | EU6              | 114                   | 57.6          | 12E                    | 23%          | £16,416.67  | £3,283.33 | £19,700.00                | £165.00                   | £55.00              | <b>£19,920.00</b>             |
| <b>SE Technology</b>         | 1.6    | TDI                    | 115 | D    | EU6              | 108                   | 68.9          | 12E                    | 26%          | £17,833.33  | £3,566.67 | £21,400.00                | £165.00                   | £55.00              | <b>£21,620.00</b>             |
| <b>SE Technology</b>         | 1.6    | TDI DSG-auto           | 115 | D    | EU6              | 111                   | 67.3          | 13E                    | 27%          | £18,858.33  | £3,771.67 | £22,630.00                | £205.00                   | £55.00              | <b>£22,890.00</b>             |
| <b>FR Technology</b>         | 1.4    | TSI                    | 125 | P    | EU6              | 120                   | 54.3          | 16E                    | 25%          | £17,562.50  | £3,512.50 | £21,075.00                | £165.00                   | £55.00              | <b>£21,295.00</b>             |
| <b>FR Technology</b>         | 1.4    | EcoTSI                 | 150 | P    | EU6              | 114                   | 57.6          | 19E                    | 23%          | £18,987.50  | £3,797.50 | £22,785.00                | £165.00                   | £55.00              | <b>£23,005.00</b>             |
| <b>FR Technology</b>         | 1.4    | EcoTSI DSG-auto        | 150 | P    | EU6              | 117                   | 56.5          | 19E                    | 24%          | £20,112.50  | £4,022.50 | £24,135.00                | £165.00                   | £55.00              | <b>£24,355.00</b>             |
| <b>FR Technology</b>         | 1.8    | TSI                    | 180 | P    | EU6              | 138                   | 47.1          | 21E                    | 28%          | £19,745.83  | £3,949.17 | £23,695.00                | £205.00                   | £55.00              | <b>£23,955.00</b>             |
| <b>FR Technology</b>         | 1.8    | TSI DSG-auto           | 180 | P    | EU6              | 134                   | 48.7          | 21E                    | 27%          | £20,870.83  | £4,174.17 | £25,045.00                | £205.00                   | £55.00              | <b>£25,305.00</b>             |
| <b>FR Technology</b>         | 2.0    | TDI                    | 150 | D    | EU6              | 112                   | 67.3          | 21E                    | 27%          | £20,512.50  | £4,102.50 | £24,615.00                | £205.00                   | £55.00              | <b>£24,875.00</b>             |
| <b>FR Technology</b>         | 2.0    | TDI                    | 184 | D    | EU6              | 121                   | 61.4          | 24E                    | 29%          | £21,337.50  | £4,267.50 | £25,605.00                | £205.00                   | £55.00              | <b>£25,865.00</b>             |
| <b>FR Technology</b>         | 2.0    | TDI DSG-auto           | 184 | D    | EU6              | 125                   | 58.9          | 24E                    | 30%          | £22,462.50  | £4,492.50 | £26,955.00                | £205.00                   | £55.00              | <b>£27,215.00</b>             |
| <b>XCELLENCE Technology</b>  | 1.4    | TSI                    | 125 | P    | EU6              | 120                   | 54.3          | 15E                    | 25%          | £19,554.17  | £3,910.83 | £23,465.00                | £165.00                   | £55.00              | <b>£23,685.00</b>             |
| <b>XCELLENCE Technology</b>  | 1.4    | EcoTSI                 | 150 | P    | EU6              | 114                   | 57.6          | 20E                    | 23%          | £20,070.83  | £4,014.17 | £24,085.00                | £165.00                   | £55.00              | <b>£24,305.00</b>             |
| <b>XCELLENCE Technology</b>  | 1.4    | EcoTSI DSG-auto        | 150 | P    | EU6              | 117                   | 56.5          | 20E                    | 24%          | £21,195.83  | £4,239.17 | £25,435.00                | £165.00                   | £55.00              | <b>£25,655.00</b>             |
| <b>XCELLENCE Technology</b>  | 2.0    | TDI                    | 150 | D    | EU6              | 112                   | 67.3          | 21E                    | 27%          | £21,595.83  | £4,319.17 | £25,915.00                | £205.00                   | £55.00              | <b>£26,175.00</b>             |
| <b>XCELLENCE Technology</b>  | 2.0    | TDI                    | 184 | D    | EU6              | 121                   | 61.4          | 24E                    | 29%          | £22,420.83  | £4,484.17 | £26,905.00                | £205.00                   | £55.00              | <b>£27,165.00</b>             |
| <b>XCELLENCE Technology</b>  | 2.0    | TDI DSG-auto           | 184 | D    | EU6              | 125                   | 58.9          | 24E                    | 30%          | £23,545.83  | £4,709.17 | £28,255.00                | £205.00                   | £55.00              | <b>£28,515.00</b>             |
| <b>CUPRA 300</b>             | 2.0    | TSI                    | 300 | P    | EU6              | 161                   | 40.4          | 33E                    | 33%          | £25,283.33  | £5,056.67 | £30,340.00                | £515.00                   | £55.00              | <b>£30,910.00</b>             |
| <b>CUPRA 300</b>             | 2.0    | TSI DSG-auto 4Drive    | 300 | P    | EU6              | 164                   | 39.2          | 33E                    | 33%          | £26,687.50  | £5,337.50 | £32,025.00                | £515.00                   | £55.00              | <b>£32,595.00</b>             |

Ecomotive Technology is only available on the Leon 1.0 TSI Ecomotive SE Technology and the Leon 1.0 TSI Ecomotive SE Technology DSG-auto 5Dr and ST only.

The Recommended 'On The Road' price includes delivery charge to dealer and number plates, one year's Road Fund Licence at the First Year Rate (£0 – £2,070 depending on the CO<sub>2</sub> output of the vehicle), and the new vehicle registration fee (£55). VAT is calculated at 20.0%.  
 \*For full details on fuel consumption, CO<sub>2</sub> figures and VED bands (Vehicle Excise Duty) please see page 33. Fuel consumption and CO<sub>2</sub> emissions figures are obtained under standardised EU test conditions (or, in cases of vehicles with WLTP type approval, are the NEDC figures provided pursuant to Government guidance until further notice). These figures facilitate direct comparison between different models from different manufacturers, but may not represent the actual fuel consumption achieved in 'real world' driving conditions. Choice of wheels and other options may affect fuel consumption and emissions data. More information is available on the SEAT website at [www.seat.co.uk](http://www.seat.co.uk) and at [www.dft.gov.uk/vca](http://www.dft.gov.uk/vca).

# Leon SC Equipment.

|   | FR<br>Technology | FR Titanium<br>Technology | CUPRA<br>300 |
|---|------------------|---------------------------|--------------|
| <b>Wheels &amp; Tyres</b>   |                  |                           |              |
| 17" 'Dynamic' alloy wheels 30/2   | ■                | –                         | –            |
| 18" 'Performance' Machined alloy wheels 30/2  | □                | ■                         | –            |
| 19" 'CUPRA Machined' alloy wheels 30/2  | –                | –                         | ■            |
| Emergency tyre repair kit   | ■                | ■                         | –            |
| 18" Emergency spare wheel   | –                | –                         | ■            |
| <b>Exterior Equipment</b>   |                  |                           |              |
| Mediterranean Blue paint  | ■                | –                         | ■            |
| Door handles in body colour   | ■                | ■                         | ■            |
| Exterior mirrors in body colour with integrated LED indicators  | ■                | ■                         | –            |
| Exterior mirrors in gloss Black with integrated LED indicators  | –                | –                         | ■            |
| Visible twin exhaust pipes  | ■                | ■                         | –            |
| Visible dual exhaust pipes (both sides)   | –                | –                         | ■            |
| Radiator grille frame in chrome   | ■                | ■                         | –            |
| Radiator grille frame in glossy Black   | –                | –                         | ■            |
| Radiator grille in Black  | ■                | ■                         | ■            |
| High gloss Black in B and C pillar  | ■                | ■                         | ■            |
| <b>Full LED Headlights:</b>   |                  |                           |              |
| – Includes LED headlights (dipped and mainbeam)   | ■                | ■                         | ■            |
| – LED DRLs (Daytime Running Lights) & LED front fog lights  |                  |                           |              |
| – Full LED rear taillights  |                  |                           |              |
| – Number plate LED lights   |                  |                           |              |
| Electrically adjustable exterior mirrors  | ■                | ■                         | ■            |
| Heated exterior mirrors   | ■                | ■                         | ■            |
| Electrically foldable exterior mirrors with parking position and passenger-side mirror with lowering function | ■                | ■                         | ■            |
| Exclusive FR front and rear bumpers   | ■                | ■                         | –            |
| Exclusive CUPRA front and rear bumpers  | –                | –                         | ■            |
| Dark tinted rear windows  | ■                | ■                         | ■            |
| Red brake callipers (front and rear) with CUPRA logo  | –                | –                         | ■            |
| Body side skirts  | –                | ■                         | –            |
| Extended roof spoiler   | –                | ■                         | ■            |
| <b>Infotainment</b>   |                  |                           |              |
| <b>Media System Plus:</b>   |                  |                           |              |
| – 8.0" smart touch display  | ■                | ■                         | ■            |
| – Sound features: MP3/WMA   |                  |                           |              |
| – 2 x USB + 2 x USB in rear   |                  |                           |              |
| – SD card slot  |                  |                           |              |
| – CD player   |                  |                           |              |
| – FM radio  |                  |                           |              |
| – Bluetooth® audio streaming and handsfree system   |                  |                           |              |
| – AUX-in  |                  |                           |              |
| – 8 speakers  |                  |                           |              |
| – Voice recognition   |                  |                           |              |
| – DAB (Digital Audio Broadcasting)  |                  |                           |              |
| – Steering wheel mounted audio and phone controls   |                  |                           |              |

|   | FR<br>Technology | FR Titanium<br>Technology | CUPRA<br>300 |
|---|------------------|---------------------------|--------------|
| <b>Navigation System (includes Media System Plus):</b>  |                  |                           |              |
| – 3D map display<br>– High resolution colour driver’s display<br>– x2 SD card slot  | ■                | ■                         | ■            |
| Digital Cockpit   | □                | □                         | ■            |
| <b>Full Link Smartphone Intergration:</b>   |                  |                           |              |
| – Mirror Link<br>– Apple Car Play<br>– Google Android Auto  | ■                | ■                         | ■            |
| <b>Interior Equipment</b>   |                  |                           |              |
| 12 volt power supply in centre console  | ■                | ■                         | ■            |
| Front and rear electric windows   | ■                | ■                         | ■            |
| Reading lights (front and rear) with ambient spots, boot lights and illuminated foot area   | ■                | ■                         | –            |
| <b>LED interior Illumination Pack:</b>  |                  |                           |              |
| – Includes LED lights for reading lights (front and rear) with ambient spots<br>– Illuminated sun visor mirrors<br>– Footwell lights<br>– Boot lights<br>– Centre console lights<br>– Illuminated glove box | ▲                | ▲                         | ■            |
| Illuminated glove box (regular bulbs)   | ■                | ■                         | –            |
| Driver & passenger sun visor, covered and illuminated mirror, driver sun visor with card holder   | ■                | ■                         | ■            |
| High centre console (with integrated box & cup holder, rear air outlet, with armrest in front seats)  | ■                | ■                         | ■            |
| Cargo rings in boot   | ■                | ■                         | ■            |
| Warning buzzer when lights on (interior)  | ■                | ■                         | ■            |
| Black interior roof lining  | –                | –                         | ■            |
| Pedals with Aluminium Cover   | –                | –                         | ■            |
| Boot storage net  | ■                | ■                         | ■            |
| Box under driver seat   | ■                | ■                         | ■            |
| Chrome interior detailing   | ■                | ■                         | –            |
| Gloss Black interior detailing  | –                | –                         | ■            |
| Front seatback storage pockets  | ■                | ■                         | ■            |
| <b>Seats &amp; Trim</b>   |                  |                           |              |
| Easy Entry front seats  | ■                | ■                         | ■            |
| Front sport seats in Techny Black cloth with Red stitching  | ■                | ■                         | –            |
| Front sport seats in Black Alcantara  | –                | –                         | ■            |
| Height adjustable front headrests   | ■                | ■                         | ■            |
| Driver and passenger seat height adjustment   | ■                | ■                         | ■            |
| Active front headrests & 3 rear headrests   | ■                | ■                         | ■            |
| Rear seats 60/40 split folding  | ■                | ■                         | –            |
| Rear seats 60/40 split folding, with armrest  | –                | –                         | ■            |
| Leather wrapped gear knob   | ■                | ■                         | ■            |
| Flat bottomed, perforated leather steering wheel with Red stitching and FR logo   | ■                | ■                         | –            |
| Flat bottomed, perforated leather steering wheel with White stitching and CUPRA logo  | –                | –                         | ■            |
| Driver seat lumbar adjustment   | ■                | ■                         | ■            |

■ Standard □ Optional ▲ Optional as part of a pack – Not available

# Leon SC Equipment.

|   | FR<br>Technology | FR Titanium<br>Technology | CUPRA<br>300 |
|---|------------------|---------------------------|--------------|
| <b>Seats &amp; Trim</b>   |                  |                           |              |
| Front Passenger seat lumbar adjustment  | ■                | ■                         | ■            |
| Aluminium front door sill with FR logo  | ■                | ■                         | –            |
| Aluminium front door sill with CUPRA logo   | –                | –                         | ■            |
| Multi-coloured ambient lighting   | ■                | ■                         | ■            |
| <b>Functional &amp; Mechanical</b>  |                  |                           |              |
| Dual-zone climate control   | ■                | ■                         | ■            |
| Remote central locking and deadlocks  | ■                | ■                         | ■            |
| Two folding keys with window open/close, door mirror folding and boot opening functionality   | ■                | ■                         | ■            |
| Electric Parking Brake including Autohold function  | ■                | ■                         | ■            |
| Electro-mechanical Power Steering   | ■                | ■                         | –            |
| Electro-mechanical Progressive Power Steering   | –                | –                         | ■            |
| <b>SEAT Drive Profile:</b><br>– Four different modes (Normal-Sport-Eco-Individual)<br>– Steering response<br>– Throttle response<br>– Gear shifts mode (only DSG models)  | ■                | ■                         | –            |
| <b>SEAT Drive Profile CUPRA:</b><br>– Four different modes (Normal-Sport-Cupra-Individual)<br>– Steering response<br>– Throttle response<br>– Gear shifts mode (only DSG models)<br>– Sound actuator<br>– Dynamic Chassis Control (DCC) | –                | –                         | ■            |
| Red brake callipers (front and rear) with CUPRA logo  | –                | –                         | ■            |
| Electronic differential lock system (XDS)   | ■                | ■                         | –            |
| Mechanical limited slip differential (VAQ)  | –                | –                         | ■            |
| ESC switch off key  | –                | –                         | ■            |
| Gearshift paddles on steering wheel (DSG engine only)   | ■                | ■                         | ■            |
| CUPRA performance interface   | –                | –                         | ■            |
| Front parking sensor  | ▲                | ▲                         | ■            |
| Rear parking sensor   | ■                | ■                         | ■            |
| <b>Convenience Pack:</b><br>– Auto-dimming rear view mirror<br>– Auto headlights with automatic coming & leaving home function<br>– Rain-sensing wipers   | ▲                | ▲                         | ■            |
| Cruise Control  | ■                | ■                         | ■            |
| Lower suspension (-15mm)  | ■                | ■                         | ■            |
| Sports suspension   | ■                | ■                         | –            |
| Dynamic chassis control   | –                | –                         | ■            |
| <b>Instrument Panel</b>   |                  |                           |              |
| RPM counter   | ■                | ■                         | ■            |
| Trip computer   | ■                | ■                         | ■            |
| Outside temperature gauge   | ■                | ■                         | ■            |
| Instrument lighting with brightness control   | ■                | ■                         | ■            |
| Low fuel warning light  | ■                | ■                         | ■            |

■ Standard □ Optional ▲ Optional as part of a pack – Not available

|  | FR<br>Technology | FR Titanium<br>Technology | CUPRA<br>300 |
|--|------------------|---------------------------|--------------|
| <b>Instrument Panel</b>  |                  |                           |              |
| Lights-left-on warning buzzer                                      | ■                | ■                         | ■            |
| Gearshift indicator  | ■                | ■                         | ■            |
| <b>Safety &amp; Security</b>                                       |                  |                           |              |
| 7 airbags (2 front, 2 front side, 2 curtain, 1 knee)               | ■                | ■                         | ■            |
| Front seat belt reminder   | ■                | ■                         | ■            |
| ISOFIX points in outer rear seats with top tether anchorage points | ■                | ■                         | ■            |
| Multi-collision braking system                                     | ■                | ■                         | ■            |
| ABS and TCS (TCS de-activation)                                    | ■                | ■                         | ■            |
| ESC & Tyre pressure warning light indicator                        | ■                | ■                         | ■            |
| Hill Hold Control  | ■                | ■                         | ■            |
| Fuel door linked to central locking                                | ■                | ■                         | ■            |
| Front assist with pedestrian protection                            | ■                | ■                         | ■            |

# Leon 5dr Equipment.

|   | S | SE<br>Dynamic<br>Tech | SE<br>Tech | FR<br>Tech | XCELLENCE<br>Tech | CUPRA<br>300 |
|---|---|-----------------------|------------|------------|-------------------|--------------|
| <b>Wheels &amp; Tyres</b>   |   |                       |            |            |                   |              |
| 15" 'Urban' steel wheels  | ■ | –                     | –          | –          | –                 | –            |
| 16" 'Design' alloy wheels 30/2  | – | –                     | ■          | –          | –                 | –            |
| 17" 'Dynamic' alloy wheels 30/1   | – | –                     | –          | –          | ■                 | –            |
| 17" 'Dynamic' alloy wheels 30/2   | – | –                     | –          | ■          | –                 | –            |
| 17" 'Dynamic' alloy wheels 30/3   | – | ■                     | –          | –          | –                 | –            |
| 19" 'CUPRA Machined' alloy wheels 30/2  | – | –                     | –          | –          | –                 | ■            |
| Emergency tyre repair kit   | ■ | ■                     | ■          | ■          | ■                 | –            |
| Emergency spare wheel   | – | –                     | –          | –          | –                 | ■            |
| <b>Exterior Equipment</b>   |   |                       |            |            |                   |              |
| Mediterranean Blue paint  | ■ | ■                     | ■          | ■          | ■                 | ■            |
| Door handles in body colour   | ■ | ■                     | ■          | ■          | ■                 | ■            |
| Exterior mirrors in body colour with integrated LED indicators  | ■ | ■                     | ■          | ■          | ■                 | –            |
| Exterior mirrors in gloss Black with integrated LED indicators  | – | –                     | –          | –          | –                 | ■            |
| Hidden exhaust pipe   | ■ | ■                     | ■          | –          | –                 | –            |
| Visible twin exhaust pipes  | – | –                     | –          | ■          | ■                 | –            |
| Visible dual exhaust pipes (both sides)   | – | –                     | –          | –          | –                 | ■            |
| Radiator grille frame in chrome   | ■ | ■                     | ■          | ■          | ■                 | –            |
| Radiator grille frame in glossy Black   | – | –                     | –          | –          | –                 | ■            |
| Radiator grille with chrome   | – | –                     | –          | –          | ■                 | –            |
| Radiator grille in Black  | ■ | ■                     | ■          | ■          | –                 | ■            |
| High gloss Black in B and C pillar  | ■ | ■                     | ■          | ■          | ■                 | ■            |
| Halogen headlights with halogen daytime running lights  | ■ | –                     | –          | –          | –                 | –            |
| Halogen headlights with small LED daytime running lights  | – | ■                     | ■          | –          | –                 | –            |
| <b>Full LED Headlights:</b><br>– Includes LED headlights (dipped and mainbeam)<br>– LED DRLs (Daytime Running Lights)<br>– LED front fog lights <sup>2</sup><br>– Full LED rear taillights<br>– Number plate LED lights |   |                       |            |            |                   |              |
|   | – | □                     | □          | ■          | ■                 | ■            |
| Electrically adjustable exterior mirrors  | ■ | ■                     | ■          | ■          | ■                 | ■            |
| Heated exterior mirrors   | – | ■                     | ■          | ■          | ■                 | ■            |
| Electrically foldable exterior mirrors with parking position and passenger-side mirror with lowering function   | – | –                     | –          | ■          | ■                 | ■            |
| Exclusive FR front and rear bumpers   | – | –                     | –          | ■          | –                 | –            |
| Exclusive CUPRA front and rear bumpers  | – | –                     | –          | –          | –                 | ■            |
| Aerodynamic Package (rear and side spoilers) <sup>1</sup>   | – | –                     | ■          | –          | –                 | –            |
| Closed radiator grille <sup>1</sup>   | – | –                     | ■          | –          | –                 | –            |
| Window surrounds in chrome  | – | –                     | –          | –          | ■                 | –            |
| Dark tinted rear windows  | □ | ■                     | □          | ■          | ■                 | ■            |
| Low roll resist tyres <sup>1</sup>  | – | –                     | ■          | –          | –                 | –            |
| <b>Infotainment</b>   |   |                       |            |            |                   |              |

■ Standard □ Optional ▲ Optional as part of a pack – Not available

|  | S | SE<br>Dynamic<br>Tech | SE<br>Tech | FR<br>Tech | XCELLENCE<br>Tech | CUPRA<br>300 |
|--|---|-----------------------|------------|------------|-------------------|--------------|
| <b>Media System Colour:</b><br>– 5.0" colour touchscreen<br>– Sound features: MP3/WMA<br>– USB<br>– SD card slot<br>– FM radio<br>– Bluetooth® audio streaming and handsfree system<br>– AUX-in<br>– 6 speakers<br>– Steering wheel mounted audio controls           |   |                       |            |            |                   |              |
|  | ■ | –                     | –          | –          | –                 | –            |
| <b>Media System Plus (includes Media System Colour):</b><br>– 8.0" smart touch display<br>– 2x USB + 2x USB in rear<br>– CD player<br>– 8 speakers<br>– Voice recognition<br>– DAB (Digital Audio Broadcasting)<br>– Steering wheel mounted audio and phone controls |   |                       |            |            |                   |              |
|  | – | ■                     | ■          | ■          | ■                 | ■            |
| <b>Navigation System (includes Media System Plus):</b><br>– 3D map display<br>– High resolution colour driver's display<br>– x2 SD card slot   |   |                       |            |            |                   |              |
|  | – | ■                     | ■          | ■          | ■                 | ■            |
| Wireless Phone Charger   | – | –                     | –          | □          | ■                 | □            |
| Digital Cockpit  | – | –                     | –          | □          | □                 | ■            |
| <b>Full Link Smartphone Intergration:</b><br>– Mirror Link<br>– Apple Car Play<br>– Google Android Auto  |   |                       |            |            |                   |              |
|  | – | □                     | □          | ■          | ■                 | ■            |
| <b>Interior Equipment</b>  |   |                       |            |            |                   |              |
| 12 volt power supply in centre console   | ■ | ■                     | ■          | ■          | ■                 | ■            |
| Front electric windows   | ■ | –                     | –          | –          | –                 | –            |
| Front and rear electric windows  | – | ■                     | ■          | ■          | ■                 | ■            |
| Reading lights (front), illuminated boot   | ■ | –                     | –          | –          | –                 | –            |
| Reading lights (front and rear), illuminated boot  | – | ■                     | ■          | –          | –                 | –            |
| Reading lights (front and rear) with ambient spots, illuminated boot and foot area   | – | –                     | –          | ■          | –                 | –            |
| <b>LED interior Illumination Pack:</b><br>– Includes LED lights for reading lights (front and rear) with ambient spots<br>– Illuminated sun visor mirrors<br>– Footwell lights<br>– Boot lights<br>– Centre console lights<br>– Illuminated glove box                |   |                       |            |            |                   |              |
|  | – | ▲                     | ▲          | ▲          | ■                 | ■            |
| Illuminated glove box (regular bulbs)  | – | ■                     | ■          | ■          | –                 | –            |
| Driver & passenger sun visor, covered mirror, driver sun visor with card holder  | ■ | –                     | –          | –          | –                 | –            |
| Driver & passenger sun visor, covered and illuminated mirror, driver sun visor with card holder  | – | ■                     | ■          | ■          | ■                 | ■            |
| Low centre console   | ■ | –                     | –          | –          | –                 | –            |
| High centre console (with integrated box & cup holder, rear air outlet, with armrest in front seats)   | – | ■                     | ■          | ■          | ■                 | ■            |
| Cargo rings in boot  | ■ | ■                     | ■          | ■          | ■                 | ■            |

<sup>1</sup> Available on Ecomotive engines only

<sup>2</sup> Not available on Ecomotive engines



# Leon 5dr Equipment.

|  | S | SE<br>Dynamic<br>Tech | SE<br>Tech | FR<br>Tech | XCELLENCE<br>Tech | CUPRA<br>300 |
|--|---|-----------------------|------------|------------|-------------------|--------------|
| <b>Interior Equipment</b>  |   |                       |            |            |                   |              |
| Warning buzzer when lights on (interior)   | ■ | ■                     | ■          | ■          | ■                 | ■            |
| Black interior roof lining   | - | -                     | -          | -          | -                 | ■            |
| Pedals with Aluminium Cover  | - | -                     | -          | -          | -                 | ■            |
| Boot storage net   | - | ■                     | ■          | ■          | ■                 | ■            |
| Box under driver seat  | - | ■                     | ■          | ■          | -                 | -            |
| Box under driver and passenger seat  | - | -                     | -          | -          | ■                 | ■            |
| Chrome interior detailing  | - | ■                     | ■          | ■          | ■                 | -            |
| Gloss Black interior detailing   | ■ | -                     | -          | -          | -                 | ■            |
| Front seatback storage pockets   | - | ■                     | ■          | ■          | ■                 | ■            |
| <b>Seats &amp; Trim</b>  |   |                       |            |            |                   |              |
| Front comfort seats in cloth   | ■ | ■                     | ■          | -          | -                 | -            |
| Front sport seats in cloth   | - | -                     | -          | ■          | -                 | -            |
| Front sport seats in leather   | - | -                     | -          | -          | ■                 | -            |
| Front sport seats in Black Alcantara   | - | -                     | -          | -          | -                 | ■            |
| Interior Black   | ■ | -                     | -          | -          | -                 | -            |
| Interior SE Black / Dark Grey / Ice Metal  | - | ■                     | ■          | -          | -                 | -            |
| Interior FR Black / Black glossy   | - | -                     | -          | ■          | -                 | -            |
| Interior XCELLENCE Black / Ice Metal   | - | -                     | -          | -          | ■                 | -            |
| Interior CUPRA Black   | - | -                     | -          | -          | -                 | ■            |
| Height adjustable front headrests  | - | -                     | -          | ■          | ■                 | ■            |
| Driver seat height adjustment  | ■ | -                     | -          | -          | -                 | -            |
| Driver and passenger seat height adjustment  | - | ■                     | ■          | ■          | ■                 | ■            |
| Active front headrests & 3 rear headrests  | ■ | ■                     | ■          | ■          | ■                 | ■            |
| Rear seats 60/40 split folding   | ■ | ■                     | ■          | ■          | ■                 | -            |
| Rear seats 60/40 split folding, with armrest   | - | -                     | -          | -          | -                 | ■            |
| Leather steering wheel and gear knob   | - | ■                     | ■          | -          | -                 | -            |
| Flat bottomed, perforated leather steering wheel with Red stitching and FR logo      | - | -                     | -          | ■          | -                 | -            |
| Leather steering wheel with XCELLENCE logo   | - | -                     | -          | -          | ■                 | -            |
| Flat bottomed, perforated leather steering wheel with White stitching and CUPRA logo | - | -                     | -          | -          | -                 | ■            |
| Driver seat lumbar adjustment  | - | ■                     | ■          | ■          | ■                 | ■            |
| Front Passenger seat lumbar adjustment   | - | -                     | -          | ■          | ■                 | ■            |
| Illuminated aluminium front door sill with FR logo                                   | - | -                     | -          | ■          | -                 | -            |
| Illuminated aluminium front door sill with XCELLENCE logo                            | - | -                     | -          | -          | ■                 | -            |
| Illuminated aluminium front door sill with CUPRA logo                                | - | -                     | -          | -          | -                 | ■            |
| Multi-coloured ambient lighting  | - | -                     | -          | ■          | ■                 | ■            |
| <b>Functional &amp; Mechanical</b>   |   |                       |            |            |                   |              |
| Air conditioning   | ■ | ■                     | ■          | -          | -                 | -            |
| Dual-zone climate control  | - | □                     | □          | ■          | ■                 | ■            |
| Gearbox with longer ratios <sup>1</sup>  | - | -                     | ■          | -          | -                 | -            |

■ Standard □ Optional ▲ Optional as part of a pack - Not available

|   | S | SE<br>Dynamic<br>Tech | SE<br>Tech | FR<br>Tech | XCELLENCE<br>Tech | CUPRA<br>300 |
|---|---|-----------------------|------------|------------|-------------------|--------------|
| Remote central locking and deadlocks  | ■ | ■                     | ■          | ■          | ■                 | ■            |
| Two folding keys with window open/close and boot opening functionality  | ■ | ■                     | ■          | -          | -                 | -            |
| Two folding keys with window open/close, door mirror folding and boot opening functionality   | - | -                     | -          | ■          | ■                 | ■            |
| Keyless Enter and Go (KESSY) & Wireless Phone Charger   | - | -                     | -          | □          | ■                 | □            |
| Manual Parking Brake  | ■ | -                     | -          | -          | -                 | -            |
| Electric Parking Brake including Autohold function  | - | ■                     | ■          | ■          | ■                 | ■            |
| Electro-mechanical Power Steering   | ■ | ■                     | ■          | ■          | ■                 | -            |
| Electro-mechanical Progressive Power Steering   | - | -                     | -          | -          | -                 | ■            |
| <b>SEAT Drive Profile:</b><br>- Four different modes (Normal-Sport-Eco-Individual)<br>- Steering response<br>- Throttle response<br>- Gear shifts mode (only DSG models)  |   |                       |            |            |                   |              |
|   | - | -                     | -          | ■          | -                 | -            |
| <b>SEAT Drive Profile CUPRA:</b><br>- Four different modes (Normal-Sport-Cupra-Individual)<br>- Steering response<br>- Throttle response<br>- Gear shifts mode (only DSG models)<br>- Sound actuator<br>- Dynamic Chassis Control (DCC) |   |                       |            |            |                   |              |
|   | - | -                     | -          | -          | -                 | ■            |
| Energy recovery system <sup>1</sup>   | - | -                     | ■          | -          | -                 | -            |
| Mechanical limited slip differential (VAQ)  | - | -                     | -          | -          | -                 | ■            |
| Electronic differential lock system (XDS)   | - | ■                     | ■          | ■          | ■                 | -            |
| ESC switch off key  | - | -                     | -          | -          | -                 | ■            |
| Gearshift paddles on steering wheel (DSG engine only)   | - | -                     | -          | ■          | -                 | ■            |
| CUPRA performance interface   | - | -                     | -          | -          | -                 | ■            |
| Front parking sensors   | - | -                     | -          | -          | ■                 | ■            |
| Rear parking sensors  | □ | ■                     | □          | ■          | ■                 | ■            |
| Rear view camera  | - | -                     | -          | -          | -                 | -            |
| <b>Winter Pack:</b><br>- Heated front seats<br>- Headlight washers<br>- Heated washer nozzles<br>- Heated washer water  |   |                       |            |            |                   |              |
|   | - | □                     | □          | □          | ■                 | □            |
| <b>Convenience Pack:</b><br>- Auto-dimming rear view mirror<br>- Auto headlights with automatic coming & leaving home function<br>- Rain-sensing wipers   |   |                       |            |            |                   |              |
|   | - | ▲                     | ▲          | ▲          | ■                 | ■            |
| <b>Safety Pack:</b><br>- Tiredness recognition system<br>- Seat belt reminder for rear seats  |   |                       |            |            |                   |              |
|   | - | □                     | □          | □          | □                 | □            |
| Cruise Control  | - | ■                     | ■          | ■          | ■                 | ■            |
| Adaptive Cruise Control (ACC) <sup>2</sup>  | - | □                     | □          | □          | □                 | □            |
| Lower suspension [-15mm] <sup>1</sup>   | - | -                     | ■          | -          | -                 | -            |
| Lower suspension [-15mm]  | - | -                     | -          | ■          | -                 | ■            |

<sup>1</sup> Available on Ecomotive engines only

<sup>2</sup> Not available on Ecomotive engines

# Leon 5dr Equipment.

|  | S | SE<br>Dynamic<br>Tech | SE<br>Tech | FR<br>Tech | XCELLENCE<br>Tech | CUPRA<br>300 |
|--|---|-----------------------|------------|------------|-------------------|--------------|
| <b>Functional &amp; Mechanical</b>                                 |   |                       |            |            |                   |              |
| Comfort suspension   | ■ | ■                     | ■          | –          | ■                 | –            |
| Sports suspension  | – | –                     | –          | ■          | –                 | –            |
| Dynamic chassis control  | – | –                     | –          | –          | –                 | ■            |
| <b>Instrument Panel</b>  |   |                       |            |            |                   |              |
| RPM counter  | ■ | ■                     | ■          | ■          | ■                 | ■            |
| Trip computer  | ■ | ■                     | ■          | ■          | ■                 | ■            |
| Outside temperature gauge  | ■ | ■                     | ■          | ■          | ■                 | ■            |
| Instrument lighting with brightness control                        | ■ | ■                     | ■          | ■          | ■                 | ■            |
| Low fuel warning light   | ■ | ■                     | ■          | ■          | ■                 | ■            |
| Lights-left-on warning buzzer                                      | ■ | ■                     | ■          | ■          | ■                 | ■            |
| Gearshift indicator  | ■ | ■                     | ■          | ■          | ■                 | ■            |
| <b>Safety &amp; Security</b>                                       |   |                       |            |            |                   |              |
| 7 airbags [2 front, 2 front side, 2 curtain, 1 knee]               | ■ | ■                     | ■          | ■          | ■                 | ■            |
| Front seat belt reminder   | ■ | ■                     | ■          | ■          | ■                 | ■            |
| ISOFIX points in outer rear seats with top tether anchorage points | ■ | ■                     | ■          | ■          | ■                 | ■            |
| Multi-collision braking system                                     | ■ | ■                     | ■          | ■          | ■                 | ■            |
| ABS and TCS (TCS de-activation)                                    | ■ | ■                     | ■          | ■          | ■                 | ■            |
| ESC & Tyre pressure warning light indicator                        | ■ | ■                     | ■          | ■          | ■                 | ■            |
| Hill Hold Control  | – | ■                     | ■          | ■          | ■                 | ■            |
| Fuel door linked to central locking                                | ■ | ■                     | ■          | ■          | ■                 | ■            |
| Front assist with pedestrian protection <sup>2</sup>               | – | ■                     | ■          | ■          | ■                 | ■            |

<sup>1</sup> Available on Ecomotive engines only

<sup>2</sup> Not available on Ecomotive engines

■ Standard □ Optional ▲ Optional as part of a pack – Not available

# Leon ST Equipment.

|   | S | SE Dynamic Tech | SE Tech | FR Tech | XCELLENCE Tech | CUPRA 300 |
|---|---|-----------------|---------|---------|----------------|-----------|
| <b>Wheels &amp; Tyres</b>   |   |                 |         |         |                |           |
| 15" 'Urban' steel wheels  | ■ | -               | -       | -       | -              | -         |
| 16" 'Design' alloy wheels 30/2  | - | -               | ■       | -       | -              | -         |
| 17" 'Dynamic' alloy wheels 30/1   | - | -               | -       | -       | ■              | -         |
| 17" 'Dynamic' alloy wheels 30/2   | - | -               | -       | ■       | -              | -         |
| 17" 'Dynamic' alloy wheels 30/3   | - | ■               | -       | -       | -              | -         |
| 19" 'CUPRA Machined' alloy wheels 30/2  | - | -               | -       | -       | -              | ■         |
| Emergency tyre repair kit   | ■ | ■               | ■       | ■       | ■              | -         |
| Emergency spare wheel   | - | -               | -       | -       | -              | ■         |
| <b>Exterior Equipment</b>   |   |                 |         |         |                |           |
| Mediterranean Blue paint  | ■ | ■               | ■       | ■       | ■              | ■         |
| Door handles in body colour   | ■ | ■               | ■       | ■       | ■              | ■         |
| Exterior mirrors in body colour with integrated LED indicators  | ■ | ■               | ■       | ■       | ■              | -         |
| Exterior mirrors in gloss Black with integrated LED indicators  | - | -               | -       | -       | -              | ■         |
| Hidden exhaust pipe   | ■ | ■               | ■       | -       | -              | -         |
| Visible twin exhaust pipes  | - | -               | -       | ■       | ■              | -         |
| Visible dual exhaust pipes (both sides)   | - | -               | -       | -       | -              | ■         |
| Radiator grille frame in chrome   | ■ | ■               | ■       | ■       | ■              | -         |
| Radiator grille frame in glossy Black   | - | -               | -       | -       | -              | ■         |
| Radiator grille in chrome   | - | -               | -       | -       | ■              | -         |
| Radiator grille in Black  | ■ | ■               | ■       | ■       | -              | ■         |
| High gloss Black in B and C pillar  | ■ | ■               | ■       | ■       | ■              | ■         |
| Front fog lights with cornering function  | - | ■               | ■       | -       | -              | -         |
| Halogen headlights with halogen daytime running lights  | ■ | -               | -       | -       | -              | -         |
| Halogen headlights with small LED daytime running lights  | - | ■               | ■       | -       | -              | -         |
| <b>Full LED Headlights:</b><br>- Includes LED headlights (dipped and mainbeam)<br>- LED DRLs (Daytime Running Lights)<br>- LED front fog lights <sup>2</sup><br>- Full LED rear taillights<br>- Number plate LED lights |   |                 |         |         |                |           |
|   | - | □               | □       | ■       | ■              | ■         |
| Electrically adjustable exterior mirrors  | ■ | ■               | ■       | ■       | ■              | ■         |
| Heated exterior mirrors   | - | ■               | ■       | ■       | ■              | ■         |
| Electrically foldable exterior mirrors with parking position and passenger-side mirror with lowering function   | - | -               | -       | ■       | ■              | ■         |
| Exclusive FR front and rear bumpers   | - | -               | -       | ■       | -              | -         |
| Exclusive CUPRA front and rear bumpers  | - | -               | -       | -       | -              | ■         |
| Aerodynamic Package (rear and side spoilers) <sup>1</sup>   | - | -               | ■       | -       | -              | -         |
| Closed radiator grille <sup>1</sup>   | - | -               | ■       | -       | -              | -         |
| Window surrounds in chrome  | - | -               | -       | -       | ■              | -         |
| Chrome loading edge   | - | ■               | ■       | ■       | ■              | ■         |
| Dark tinted rear windows  | □ | ■               | □       | ■       | ■              | ■         |
| Red brake callipers (front and rear) with CUPRA logo  | - | -               | -       | -       | -              | ■         |
| Low roll resist tyres <sup>1</sup>  | - | -               | ■       | -       | -              | -         |

■ Standard □ Optional ▲ Optional as part of a pack - Not available

|  | S | SE Dynamic Tech | SE Tech | FR Tech | XCELLENCE Tech | CUPRA 300 |
|--|---|-----------------|---------|---------|----------------|-----------|
| <b>Infotainment</b>  |   |                 |         |         |                |           |
| <b>Media System Colour:</b><br>- 5.0" colour touchscreen<br>- Sound features: MP3/WMA<br>- USB<br>- SD card slot<br>- FM radio<br>- Bluetooth® audio streaming and handsfree system<br>- AUX-in<br>- 6 speakers<br>- Steering wheel mounted audio controls           |   |                 |         |         |                |           |
|  | ■ | -               | -       | -       | -              | -         |
| <b>Media System Plus (includes Media System Colour):</b><br>- 8.0" smart touch display<br>- 2x USB + 2x USB in rear<br>- CD player<br>- 8 speakers<br>- Voice recognition<br>- DAB (Digital Audio Broadcasting)<br>- Steering wheel mounted audio and phone controls |   |                 |         |         |                |           |
|  | - | ■               | ■       | ■       | ■              | ■         |
| <b>Navigation System (includes Media System Plus):</b><br>- 3D map display<br>- High resolution colour driver's display<br>- x2 SD card slot   |   |                 |         |         |                |           |
|  | - | ■               | ■       | ■       | ■              | ■         |
| Wireless Phone Charger   | - | -               | -       | □       | ■              | □         |
| Digital Cockpit  | - | -               | -       | □       | □              | ■         |
| <b>Full Link Smartphone Intergration:</b><br>- Mirror Link<br>- Apple Car Play<br>- Google Android Auto  |   |                 |         |         |                |           |
|  | - | □               | □       | ■       | ■              | ■         |
| <b>Interior Equipment</b>  |   |                 |         |         |                |           |
| 12 volt power supply in centre console   | ■ | ■               | ■       | ■       | ■              | ■         |
| Front electric windows   | ■ | -               | -       | -       | -              | -         |
| Front and rear electric windows  | - | ■               | ■       | ■       | ■              | ■         |
| Reading lights (front), illuminated boot   | ■ | -               | -       | -       | -              | -         |
| Reading lights (front and rear), illuminated boot  | - | ■               | ■       | -       | -              | -         |
| Reading lights (front and rear) with ambient spots, illuminated boot and foot area   | - | -               | -       | ■       | -              | -         |
| <b>LED Interior Illumination Pack:</b><br>- Includes LED lights for reading lights (front and rear) with ambient spots<br>- Illuminated sun visor mirrors<br>- Footwell lights<br>- Boot lights<br>- Centre console lights<br>- Illuminated glove box                |   |                 |         |         |                |           |
|  | - | ▲               | ▲       | ▲       | ■              | ■         |
| Illuminated glove box (regular bulbs)  | - | ■               | ■       | ■       | -              | -         |
| Driver & passenger sun visor, covered mirror, driver sun visor with card holder  | ■ | -               | -       | -       | -              | -         |
| Driver & passenger sun visor, covered and illuminated mirror, driver sun visor with card holder  | - | ■               | ■       | ■       | ■              | ■         |
| Low centre console   | ■ | -               | -       | -       | -              | -         |

<sup>1</sup> Available on Ecomotive engines only

<sup>2</sup> Not available on Ecomotive engines

# Leon ST Equipment.

|  | S | SE Dynamic Tech | SE Tech | FR Tech | XCELLENCE Tech | CUPRA 300 |
|--|---|-----------------|---------|---------|----------------|-----------|
| <b>Interior Equipment</b>  |   |                 |         |         |                |           |
| High centre console (with integrated box & cup holder, rear air outlet, with armrest in front seats) | - | ■               | ■       | ■       | ■              | ■         |
| Warning buzzer when lights on (interior)   | ■ | ■               | ■       | ■       | ■              | ■         |
| Black interior roof lining   | - | -               | -       | -       | -              | ■         |
| Pedals with Aluminium Cover  | - | -               | -       | -       | -              | ■         |
| Box under driver seat  | - | ■               | ■       | ■       | -              | -         |
| Box under driver and passenger seat  | - | -               | -       | -       | ■              | ■         |
| Chrome interior detailing  | - | ■               | ■       | ■       | ■              | -         |
| Gloss Black interior detailing   | ■ | -               | -       | -       | -              | ■         |
| Front seatback storage pockets   | - | ■               | ■       | ■       | ■              | ■         |
| Rear door blinds   | - | -               | -       | -       | ■              | -         |
| Luggage compartment cover  | ■ | ■               | ■       | ■       | ■              | ■         |
| 2 boot storage nets (right and left)   | ■ | ■               | ■       | ■       | ■              | ■         |
| Double boot floor  | ■ | ■               | ■       | ■       | ■              | ■         |
| <b>Seats &amp; Trim</b>  |   |                 |         |         |                |           |
| Front comfort seats in cloth   | ■ | ■               | ■       | -       | -              | -         |
| Front sport seats in cloth   | - | -               | -       | ■       | -              | -         |
| Front sport seat in leather  | - | -               | -       | -       | ■              | -         |
| Front sport seats in Black Alcantara   | - | -               | -       | -       | -              | ■         |
| Interior Black   | ■ | -               | -       | -       | -              | -         |
| Interior SE Black / Dark Grey / Ice Metal  | - | ■               | ■       | -       | -              | -         |
| Interior FR Black / Black glossy   | - | -               | -       | ■       | -              | -         |
| Interior XCELLENCE Black / Ice Metal   | - | -               | -       | -       | ■              | -         |
| Interior CUPRA Black   | - | -               | -       | -       | -              | ■         |
| Height adjustable front headrests  | - | -               | -       | ■       | ■              | ■         |
| Driver seat height adjustment  | ■ | -               | -       | -       | -              | -         |
| Driver and passenger seat height adjustment  | - | ■               | ■       | ■       | ■              | ■         |
| Active front headrests & 3 rear headrests  | ■ | ■               | ■       | ■       | ■              | ■         |
| Rear seats 60/40 split folding   | ■ | ■               | ■       | ■       | ■              | -         |
| Rear seats 60/40 split folding, with armrest   | - | -               | -       | -       | -              | ■         |
| Leather steering wheel and gear knob   | - | ■               | ■       | -       | -              | -         |
| Flat bottomed, perforated leather steering wheel with Red stitching and FR logo                      | - | -               | -       | ■       | -              | -         |
| Leather steering wheel with XCELLENCE logo   | - | -               | -       | -       | ■              | -         |
| Flat bottomed, perforated leather steering wheel with White stitching and CUPRA logo                 | - | -               | -       | -       | -              | ■         |
| Driver seat lumbar adjustment  | - | ■               | ■       | ■       | ■              | ■         |
| Front Passenger seat lumbar adjustment   | - | -               | -       | ■       | ■              | ■         |
| Illuminated aluminium front door sill with FR logo   | - | -               | -       | ■       | -              | -         |
| Illuminated aluminium front door sill with XCELLENCE logo  | - | -               | -       | -       | ■              | -         |
| Illuminated aluminium front door sill with CUPRA logo  | - | -               | -       | -       | -              | ■         |
| Multi-coloured ambient lighting  | - | -               | -       | ■       | ■              | ■         |

■ Standard □ Optional ▲ Optional as part of a pack - Not available

|   | S | SE Dynamic Tech | SE Tech | FR Tech | XCELLENCE Tech | CUPRA 300 |
|---|---|-----------------|---------|---------|----------------|-----------|
| <b>Functional &amp; Mechanical</b>  |   |                 |         |         |                |           |
| Air conditioning  | ■ | ■               | ■       | -       | -              | -         |
| Dual-zone climate control   | - | □               | □       | ■       | ■              | ■         |
| Gearbox with longer ratios <sup>1</sup>   | - | -               | ■       | -       | -              | -         |
| Remote central locking and deadlocks  | ■ | ■               | ■       | ■       | ■              | ■         |
| Two folding keys with window open/close and boot opening functionality                      | ■ | ■               | ■       | -       | -              | -         |
| Two folding keys with window open/close, door mirror folding and boot opening functionality | - | -               | -       | ■       | ■              | ■         |
| Keyless Enter and Go (KESSY) & Wireless Phone Charger                                       | - | -               | -       | □       | ■              | □         |
| Manual Parking Brake  | ■ | -               | -       | -       | -              | -         |
| Electric Parking Brake including Autohold function  | - | ■               | ■       | ■       | ■              | ■         |
| Electro-mechanical Power Steering   | ■ | ■               | ■       | ■       | ■              | -         |
| Electro-mechanical Progressive Power Steering   | - | -               | -       | -       | -              | ■         |
| <b>SEAT Drive Profile:</b>  |   |                 |         |         |                |           |
| - Four different modes (Normal-Sport-Eco-Individual)  | - | -               | -       | ■       | -              | -         |
| - Steering response   | - | -               | -       | -       | -              | -         |
| - Throttle response   | - | -               | -       | -       | -              | -         |
| - Gear shifts mode (only DSG models)  | - | -               | -       | -       | -              | -         |
| <b>SEAT Drive Profile CUPRA:</b>  |   |                 |         |         |                |           |
| - Four different modes (Normal-Sport-Cupra-Individual)                                      | - | -               | -       | -       | -              | ■         |
| - Steering response   | - | -               | -       | -       | -              | -         |
| - Throttle response   | - | -               | -       | -       | -              | -         |
| - Gear shifts mode (only DSG models)  | - | -               | -       | -       | -              | -         |
| - Sound actuator  | - | -               | -       | -       | -              | -         |
| - Dynamic Chassis Control (DCC)   | - | -               | -       | -       | -              | -         |
| Energy recovery system <sup>1</sup>   | - | -               | ■       | -       | -              | -         |
| Specific brake with Red calipers (front and rear) with CUPRA logo                           | - | -               | -       | -       | -              | ■         |
| Electronic differential lock system (XDS)   | - | ■               | ■       | ■       | ■              | -         |
| Mechanical limited slip differential (VAQ)  | - | -               | -       | -       | -              | ■         |
| ESC switch off key  | - | -               | -       | -       | -              | ■         |
| Gearshift paddles on steering wheel (DSG engine only)                                       | - | -               | -       | ■       | -              | ■         |
| CUPRA performance interface   | - | -               | -       | -       | -              | ■         |
| Front parking sensors   | - | -               | -       | -       | ■              | ■         |
| Rear parking sensors  | □ | ■               | □       | ■       | ■              | ■         |
| <b>Winter Pack:</b>   |   |                 |         |         |                |           |
| - Heated front seats  | - | □               | □       | □       | ■              | □         |
| - Headlight washers <sup>3</sup>  | - | -               | -       | -       | -              | -         |
| - Heated washer nozzels   | - | -               | -       | -       | -              | -         |
| - Heated washer water   | - | -               | -       | -       | -              | -         |
| <b>Convenience Pack:</b>  |   |                 |         |         |                |           |
| - Auto-dimming rear view mirror   | - | ▲               | ▲       | ▲       | ■              | ■         |
| - Auto headlights with automatic coming & leaving home function                             | - | -               | -       | -       | -              | -         |
| - Rain-sensing wipers   | - | -               | -       | -       | -              | -         |
| Cruise Control  | - | ■               | ■       | ■       | ■              | ■         |
| Lower suspension [-15mm] <sup>1</sup>   | - | -               | ■       | -       | -              | -         |
| Lower suspension [-15mm]  | - | -               | -       | ■       | -              | ■         |

<sup>1</sup> Available on Ecomotive engines only

<sup>2</sup> Not available on Ecomotive engines

# Leon ST Equipment.

|  | S | SE Dynamic<br>Tech | SE<br>Tech | FR<br>Tech | XCELLENCE<br>Tech | CUPRA<br>300 |
|--|---|--------------------|------------|------------|-------------------|--------------|
| <b>Functional &amp; Mechanical</b>                                 |   |                    |            |            |                   |              |
| Comfort suspension   | ■ | ■                  | ■          | –          | ■                 | –            |
| Sports suspension  | – | –                  | –          | ■          | –                 | –            |
| Dynamic chassis control  | – | –                  | –          | –          | –                 | ■            |
| <b>Instrument Panel</b>  |   |                    |            |            |                   |              |
| RPM counter  | ■ | ■                  | ■          | ■          | ■                 | ■            |
| Trip computer  | ■ | ■                  | ■          | ■          | ■                 | ■            |
| Outside temperature gauge  | ■ | ■                  | ■          | ■          | ■                 | ■            |
| Instrument lighting with brightness control                        | ■ | ■                  | ■          | ■          | ■                 | ■            |
| Low fuel warning light   | ■ | ■                  | ■          | ■          | ■                 | ■            |
| Lights-left-on warning buzzer                                      | ■ | ■                  | ■          | ■          | ■                 | ■            |
| Gearshift indicator  | ■ | ■                  | ■          | ■          | ■                 | ■            |
| <b>Safety &amp; Security</b>                                       |   |                    |            |            |                   |              |
| 7 airbags (2 front, 2 front side, 2 curtain, 1 knee)               | ■ | ■                  | ■          | ■          | ■                 | ■            |
| Front seat belt reminder   | ■ | ■                  | ■          | ■          | ■                 | ■            |
| ISOFIX points in outer rear seats with top tether anchorage points | ■ | ■                  | ■          | ■          | ■                 | ■            |
| Multi-collision braking system                                     | ■ | ■                  | ■          | ■          | ■                 | ■            |
| ABS and TCS (TCS de-activation)                                    | ■ | ■                  | ■          | ■          | ■                 | ■            |
| ESC & Tyre pressure warning light indicator                        | ■ | ■                  | ■          | ■          | ■                 | ■            |
| Hill Hold Control  | – | ■                  | ■          | ■          | ■                 | ■            |
| Fuel door linked to central locking                                | ■ | ■                  | ■          | ■          | ■                 | ■            |
| Front assist with pedestrian protection <sup>2</sup>               | – | ■                  | ■          | ■          | ■                 | ■            |

<sup>1</sup> Available on Ecomotive engines only

<sup>2</sup> Not available on Ecomotive engines

■ Standard □ Optional ▲ Optional as part of a pack – Not available



# Option Prices.

|   | S                        | SE Dynamic Technology    | SE Technology            | FR Technology            | FR Titanium Technology   | XCELLENCE Technology     | CUPRA 300                | Basic Price | VAT @ 20% | Recommended Retail Price |
|---|--------------------------|--------------------------|--------------------------|--------------------------|--------------------------|--------------------------|--------------------------|-------------|-----------|--------------------------|
| <b>Options</b>  |                          |                          |                          |                          |                          |                          |                          |             |           |                          |
| <b>Exterior Equipment</b>   |                          |                          |                          |                          |                          |                          |                          |             |           |                          |
| Space-saving spare wheel (in lieu of tyre repair kit) <sup>1</sup>  | <input type="checkbox"/> | <input type="checkbox"/> | <input type="checkbox"/> | <input type="checkbox"/> | <input type="checkbox"/> | <input type="checkbox"/> | ■                        | £95.83      | £19.17    | <b>£115.00</b>           |
| <b>Full LED Headlights:</b> LED headlamps (dipped and mainbeam) / LED DRL's (Daytime Running Lights) / LED front fog lamps / Full LED rear lamps / Number plate LED lamps   | -                        | <input type="checkbox"/> | <input type="checkbox"/> | ■                        | ■                        | ■                        | ■                        | £904.17     | £180.83   | <b>£1,085.00</b>         |
| <b>Tow bar pre-installation with hook<sup>1</sup>:</b> Includes emergency spare wheel 18"   | -                        | <input type="checkbox"/> | <input type="checkbox"/> | <input type="checkbox"/> | <input type="checkbox"/> | <input type="checkbox"/> | -                        | £662.50     | £132.50   | <b>£795.00</b>           |
| Electric sunroof + LED interior illumination pack <sup>1</sup>  | -                        | <input type="checkbox"/> | <input type="checkbox"/> | <input type="checkbox"/> | <input type="checkbox"/> | -                        | -                        | £666.67     | £133.37   | <b>£800.00</b>           |
|   | -                        | -                        | -                        | -                        | -                        | <input type="checkbox"/> | <input type="checkbox"/> | £600.00     | £120.00   | <b>£720.00</b>           |
| Panoramic sunroof (ST Only) <sup>1</sup> + LED interior illumination pack   | -                        | <input type="checkbox"/> | <input type="checkbox"/> | <input type="checkbox"/> | -                        | -                        | -                        | £666.67     | £133.33   | <b>£800.00</b>           |
|   | -                        | -                        | -                        | -                        | -                        | <input type="checkbox"/> | <input type="checkbox"/> | £600.00     | £120.00   | <b>£720.00</b>           |
| Dark tinted windows   | <input type="checkbox"/> | ■                        | <input type="checkbox"/> | ■                        | ■                        | ■                        | ■                        | £154.17     | £30.83    | <b>£185.00</b>           |
| <b>Infotainment</b>   |                          |                          |                          |                          |                          |                          |                          |             |           |                          |
| <b>SEAT Sound:</b> 10 speakers / Subwoofer Includes space saving wheel (in lieu of tyre repara kit)   | -                        | <input type="checkbox"/> | <input type="checkbox"/> | <input type="checkbox"/> | <input type="checkbox"/> | <input type="checkbox"/> | -                        | £320.83     | £64.17    | <b>£385.00</b>           |
|   | -                        | -                        | -                        | -                        | -                        | -                        | <input type="checkbox"/> | £225.00     | £45.00    | <b>£270.00</b>           |
| Digital Cockpit   | -                        | -                        | -                        | <input type="checkbox"/> | <input type="checkbox"/> | <input type="checkbox"/> | ■                        | £333.33     | £66.67    | <b>£400.00</b>           |
| <b>SEAT Full Link Smartphone Integration:</b> (MirrorLink + Apple car + Android auto)   | -                        | <input type="checkbox"/> | <input type="checkbox"/> | ■                        | ■                        | ■                        | ■                        | £129.17     | £25.83    | <b>£155.00</b>           |
| <b>Navigation System High:</b> Includes SEAT Sound System / 8" touchscreen / Full Link / Dynamic route guidance with 3D map display and 3D emblematic buildings / 4 x USB ports / 10GB hard disk drive (Includes emergency spare wheel 18") | -                        | -                        | -                        | <input type="checkbox"/> | <input type="checkbox"/> | <input type="checkbox"/> | -                        | £808.33     | £161.67   | <b>£970.00</b>           |
|   | -                        | -                        | -                        | -                        | -                        | -                        | <input type="checkbox"/> | £595.83     | £119.17   | <b>£715.00</b>           |
| <b>Interior Equipment</b>   |                          |                          |                          |                          |                          |                          |                          |             |           |                          |
| Double boot floor <sup>2</sup>  | -                        | -                        | -                        | -                        | -                        | -                        | <input type="checkbox"/> | £104.17     | £20.83    | <b>£125.00</b>           |
| <b>Storage Pack:</b> Box under passenger seat / Double boot floor / Plastic side covers / Additional mats (mats in cup holder/armrest)  | -                        | <input type="checkbox"/> | <input type="checkbox"/> | <input type="checkbox"/> | <input type="checkbox"/> | <input type="checkbox"/> | -                        | £175.00     | £35.00    | <b>£210.00</b>           |
| Boot divider net (ST Only)  | <input type="checkbox"/> | <input type="checkbox"/> | <input type="checkbox"/> | <input type="checkbox"/> | -                        | <input type="checkbox"/> | <input type="checkbox"/> | £137.50     | £27.50    | <b>£165.00</b>           |
| Foldable Passenger seat (5 Dr and ST only)  | -                        | <input type="checkbox"/> | <input type="checkbox"/> | -                        | -                        | -                        | -                        | £70.83      | £14.17    | <b>£85.00</b>            |

<sup>1</sup>Not available on Ecomotive engines.

<sup>2</sup>Standard on the ST CUPRA.

<sup>3</sup>DSG gearbox only.

<sup>4</sup>SC only.

<sup>5</sup>Not available on SC.

<sup>6</sup>Not available on ST Ecomotive engines.

■ Standard □ Optional - Not available

# Option Prices.

|  | S | SE Dynamic Technology | SE Technology | FR Technology | FR Titanium Technology | XCELLENCE Technology | CUPRA 300 | Basic Price | VAT @ 20% | Recommended Retail Price |
|--|---|-----------------------|---------------|---------------|------------------------|----------------------|-----------|-------------|-----------|--------------------------|
| <b>Options</b>   |   |                       |               |               |                        |                      |           |             |           |                          |
| <b>Seats and Trims</b>   |   |                       |               |               |                        |                      |           |             |           |                          |
| <b>Black Leather Sport Seats / Black Interior:</b> Winter Pack / Height and lumbar adjustment / Seat back storage/ Rear armrest / includes electric driver's seat on CUPRA 300 (Not available on SC)   | - | -                     | -             | □             | -                      | ■                    | □         | £904.17     | £180.83   | <b>£1,085.00</b>         |
| <b>Black Bucket Seats:</b> Alcantara upholstery with simil leather bolsters / One piece head restraint / Heated front seats / CUPRA logo. Available in Black with white accents (Does not include lumbar adjustment)   | - | -                     | -             | -             | -                      | -                    | □         | £1,083.33   | £216.67   | <b>£1,300.00</b>         |
| <b>Functional and Mechanical</b>   |   |                       |               |               |                        |                      |           |             |           |                          |
| Front assist includes City Emergency Braking (5 Dr and ST only)  | □ | ■                     | ■             | ■             | ■                      | ■                    | ■         | £191.67     | £38.33    | <b>£230.00</b>           |
| <b>Driving Assistance Pack:</b> High Beam Assist and Lane Assist / Traffic sign recognition (Includes Convenience Pack Plus)   | - | -                     | -             | □             | □                      | -                    | -         | £491.67     | £98.33    | <b>£590.00</b>           |
|  | - | -                     | -             | -             | -                      | □                    | □         | £291.67     | £58.33    | <b>£350.00</b>           |
| <b>Advanced Comfort and Driving Pack:</b> <sup>1,3</sup> Driving Assistance Pack 2 (high beam Assist, Lane Assist and traffic sign recognition) + / ACC pack (Automatic City brake (Front Assist) with Pedestrian Protection & Stop&Go) + Traffic Jam Assist / Emergency Assist (Includes Convenience Pack Plus) | - | -                     | -             | □             | □                      | -                    | -         | £716.67     | £143.33   | <b>£860.00</b>           |
|  | - | -                     | -             | -             | -                      | □                    | □         | £516.67     | £103.33   | <b>£620.00</b>           |
| <b>Dynamic and Comfort Pack:</b> Adaptive Suspension (DCC) / Progressive steering including Sport-HMI  | - | -                     | -             | □             | □                      | □                    | -         | £775.00     | £155.00   | <b>£930.00</b>           |

<sup>1</sup>Not available on Ecomotive engines.

<sup>2</sup>Standard on the ST CUPRA.

<sup>3</sup>DSG gearbox only.

<sup>4</sup>SC only.

<sup>5</sup>Not available on SC.

<sup>6</sup>Not available on ST Ecomotive engines.

■ Standard □ Optional - Not available

# Option Prices.

|   | \$                       | SE Dynamic Technology    | SE Technology            | FR Technology            | FR Titanium Technology   | XCELLENCE Technology     | CUPRA 300                | Basic Price | VAT @ 20% | Recommended Retail Price |
|---|--------------------------|--------------------------|--------------------------|--------------------------|--------------------------|--------------------------|--------------------------|-------------|-----------|--------------------------|
| <b>Options</b>  |                          |                          |                          |                          |                          |                          |                          |             |           |                          |
| <b>Functional and Mechanical Continued</b>  |                          |                          |                          |                          |                          |                          |                          |             |           |                          |
| Rear parking sensors  | <input type="checkbox"/> | ■                        | <input type="checkbox"/> | ■                        | ■                        | ■                        | ■                        | £233.33     | £46.67    | <b>£280.00</b>           |
| <b>Park Assistance Pack:</b> Front parking sensors / Optical parking system display / Rear view camera  | -                        | <input type="checkbox"/> | -                        | <input type="checkbox"/> | <input type="checkbox"/> | -                        | -                        | £325.00     | £65.00    | <b>£390.00</b>           |
|   | -                        | -                        | <input type="checkbox"/> | -                        | -                        | -                        | -                        | £558.33     | £111.67   | <b>£670.00</b>           |
| <b>Camera Pack:</b> Includes rear view camera   | -                        | -                        | -                        | -                        | -                        | <input type="checkbox"/> | <input type="checkbox"/> | £187.50     | £37.50    | <b>£225.00</b>           |
| Keyless Enter and Go (KESY) & Wireless Phone Charger  | -                        | -                        | -                        | <input type="checkbox"/> | <input type="checkbox"/> | ■                        | <input type="checkbox"/> | £420.83     | £84.17    | <b>£505.00</b>           |
| <b>Convenience Pack Plus:</b> Rain sensing wipers / Auto-headlights (with automatic coming and leaving home function) / Auto dimming rear view mirror / LED interior illumination / Footwell, boot, glove box and illuminated sun visor mirrors         | -                        | <input type="checkbox"/> | <input type="checkbox"/> | <input type="checkbox"/> | <input type="checkbox"/> | ■                        | ■                        | £200.00     | £40.00    | <b>£240.00</b>           |
| <b>Winter Pack:</b> Heated front seats and wash water Head lamp washer <sup>5</sup>   | -                        | <input type="checkbox"/> | <input type="checkbox"/> | <input type="checkbox"/> | <input type="checkbox"/> | ■                        | <input type="checkbox"/> | £308.33     | £61.67    | <b>£370.00</b>           |
| Adaptive Cruise Control (ACC) <sup>1</sup>  | -                        | <input type="checkbox"/> | <input type="checkbox"/> | <input type="checkbox"/> | <input type="checkbox"/> | <input type="checkbox"/> | <input type="checkbox"/> | £129.17     | £25.83    | <b>£155.00</b>           |
| Dual-zone climate control   | -                        | <input type="checkbox"/> | <input type="checkbox"/> | ■                        | ■                        | ■                        | ■                        | £308.33     | £61.67    | <b>£370.00</b>           |
| <b>Safety and Security</b>  |                          |                          |                          |                          |                          |                          |                          |             |           |                          |
| <b>Safety Pack Plus:</b> Tiredness recognition system / Seat belt reminder for rear seats   | -                        | <input type="checkbox"/> | <input type="checkbox"/> | <input type="checkbox"/> | <input type="checkbox"/> | <input type="checkbox"/> | <input type="checkbox"/> | £108.33     | £21.67    | <b>£130.00</b>           |
| <b>Fleet Options Only</b>   |                          |                          |                          |                          |                          |                          |                          |             |           |                          |
| Driver seat lumbar adjustment   | <input type="checkbox"/> | ■                        | ■                        | ■                        | ■                        | ■                        | ■                        | £79.17      | £15.83    | <b>£95.00</b>            |
| <b>Navigation System (includes Media System Plus):</b> 8.0" smart touch display / 2 x USB / CD player / 8 speakers / Voice recognition / DAB (Digital Audio Broadcasting) / 3D map display / High resolution colour driver's display / x 2 SD card slot | <input type="checkbox"/> | ■                        | ■                        | ■                        | ■                        | ■                        | ■                        | £766.67     | £153.33   | <b>£920.00</b>           |
| Cruise Control  | <input type="checkbox"/> | -                        | -                        | ■                        | ■                        | ■                        | ■                        | £141.67     | £28.33    | <b>£170.00</b>           |
| Electric folding mirrors  | -                        | <input type="checkbox"/> | <input type="checkbox"/> | ■                        | ■                        | ■                        | ■                        | £75.00      | £15.00    | <b>£90.00</b>            |
| <b>Park Assistance Pack:</b> Front & rear parking sensors / Optical parking system display  | <input type="checkbox"/> | -                        | -                        | -                        | -                        | -                        | -                        | £337.50     | £67.50    | <b>£405.00</b>           |

<sup>1</sup> Not available on Ecomotive engines.

<sup>2</sup> Standard on the ST CUPRA.

<sup>3</sup> DSG gearbox only.

<sup>4</sup> SC only.

<sup>5</sup> Not available on SC.

<sup>6</sup> Not available on ST Ecomotive engines.











■ Standard ☐ Optional - Not available

# Option Prices.

|  |   |                          |                          |                          | Basic Price     | VAT @ 20% | Recommended Retail Price |
|--|---|--------------------------|--------------------------|--------------------------|-----------------|-----------|--------------------------|
| Options  |   |                          |                          |                          |                 |           |                          |
| Extended Warranty  |   | SC                       | 5DR                      | ST                       |                 |           |                          |
| <p>When you buy a new SEAT from a SEAT dealer, your new car is covered by a 3-year/ 60,000 miles manufacturer warranty. You can extend this cover with either a 4-year/75,000 miles or 5-year/90,000 miles cover. It is exactly the same cover as the original manufacturer cover and is fully transferable to subsequent owners should you sell your car.</p> <p><b>Please Note: SEAT Extended Warranty products are only available at the time of ordering a new SEAT.</b></p> | 4 Years/75,000 miles  | <input type="checkbox"/> | <input type="checkbox"/> | <input type="checkbox"/> | £225.00         | £45.00    | <b>£270.00</b>           |
|  | 5 Years/90,000 miles  | <input type="checkbox"/> | <input type="checkbox"/> | <input type="checkbox"/> | £375.00         | £75.00    | <b>£450.00</b>           |
| Service Plan   |   | SC                       | 5DR                      | ST                       | Upfront Payment | OR        | Monthly Cost             |
| <p>Fixed-price servicing and maintenance for SEAT cars 1-15 years. Fixed prices on a whole range of services and maintenance jobs for SEAT cars are now available at participating SEAT dealers.</p> <p>See <a href="http://www.seat.co.uk/bookservice">www.seat.co.uk/bookservice</a> for further information.</p> <p>These amounts are valid until 1st April &amp; can be subject to change</p>  | 2 years/20,000 miles. 18 monthly payments or an upfront payment of £414.00 (includes 1st & 2nd year services only). | <input type="checkbox"/> | <input type="checkbox"/> | <input type="checkbox"/> | £414.00         |           | <b>£22.99</b>            |

■ Standard □ Optional – Not available







# Colours.

|                           |   | S | SE Dynamic Technology | SE Technology | FR Technology | FR Titanium Technology | XCELLENCE Technology | CUPRA 300 | Basic Price | VAT @ 20% | Recommended Retail Price |
|---------------------------|---|---|-----------------------|---------------|---------------|------------------------|----------------------|-----------|-------------|-----------|--------------------------|
| <b>Non-Metallic Paint</b> |   |   |                       |               |               |                        |                      |           |             |           |                          |
| Mediterranean Blue        |    | ■ | ■                     | ■             | ■             | -                      | ■                    | ■         | £0.00       | £0.00     | <b>£0.00</b>             |
| White                     |    | □ | □                     | □             | □             | ■                      | □                    | -         | £212.50     | £41.67    | <b>£255.00</b>           |
| <b>Metallic Paint</b>     |   |   |                       |               |               |                        |                      |           |             |           |                          |
| Boheme Purple             |    | □ | □                     | □             | □             | -                      | □                    | -         | £483.33     | £96.67    | <b>£580.00</b>           |
| Mystery Blue              |    | □ | □                     | □             | □             | -                      | □                    | □         | £483.33     | £96.67    | <b>£580.00</b>           |
| Desire Red                |    | □ | □                     | □             | □             | -                      | □                    | □         | £550.00     | £110.00   | <b>£660.00</b>           |
| Monsoon Grey              |   | □ | □                     | □             | □             | □                      | □                    | □         | £483.33     | £96.67    | <b>£580.00</b>           |
| Midnight Black            |  | □ | □                     | □             | □             | □                      | □                    | □         | £483.33     | £96.67    | <b>£580.00</b>           |
| Nevada White              |  | □ | □                     | □             | □             | □                      | □                    | □         | £483.33     | £96.67    | <b>£580.00</b>           |
| Urban Silver              |  | □ | □                     | □             | □             | -                      | □                    | □         | £483.33     | £96.67    | <b>£580.00</b>           |
| Eclipse Orange            |  | □ | □                     | □             | □             | -                      | □                    | □         | £483.33     | £96.67    | <b>£580.00</b>           |

■ Standard □ Optional - Not available




# Wheels.

|   |   | S | SE Dynamic Technology | SE Technology | FR Technology | FR Titanium Technology | XCELLENCE Technology | CUPRA 300 | Basic Price | VAT @ 20% | Recommended Retail Price |
|---|---|---|-----------------------|---------------|---------------|------------------------|----------------------|-----------|-------------|-----------|--------------------------|
| 15"   |   |   |                       |               |               |                        |                      |           |             |           |                          |
| 15" 'Urban' steel wheels with 195/95 R15 91H tyres                            |    | ■ | -                     | -             | -             | -                      | -                    | -         | £0.00       | £0.00     | £0.00                    |
| 16"   |   |   |                       |               |               |                        |                      |           |             |           |                          |
| 16" 'Design' alloy wheels 30/2 with 205/55 R16 91V tyres                      |    | - | -                     | ■             | -             | -                      | -                    | -         | £0.00       | £0.00     | £0.00                    |
| 17"   |   |   |                       |               |               |                        |                      |           |             |           |                          |
| 17" 'Dynamic' alloy wheels 30/1 with 225/45 R17 91W tyres                     |    | - | -                     | -             | -             | -                      | ■                    | -         | £0.00       | £0.00     | £0.00                    |
| 17" 'Dynamic' alloy wheels 30/2 with 225/45 R17 91W tyres                     |  | - | -                     | -             | ■             | -                      | -                    | -         | £0.00       | £0.00     | £0.00                    |
| 17" 'Dynamic' alloy wheels 30/3 with 225/45 R17 91W tyres                     |  | - | ■                     | -             | -             | -                      | -                    | -         | £0.00       | £0.00     | £0.00                    |
| 17" 'Dynamic Machined' Atom Grey Alloy wheels 30/4 with 225/45 R17 91W tyres¹ |  | - | -                     | -             | -             | -                      | □                    | -         | £320.83     | £64.17    | £385.00                  |
|   |   | - | -                     | □             | -             | -                      | -                    | -         | £662.50     | £132.50   | £795.00                  |






■ Standard □ Optional - Not available

# Wheels.

|  |  | S | SE Dynamic Technology | SE Technology | FR Technology | FR Titanium Technology | XCELLENCE Technology | CUPRA 300 | Basic Price | VAT @ 20% | Recommended Retail Price |
|--|--|---|-----------------------|---------------|---------------|------------------------|----------------------|-----------|-------------|-----------|--------------------------|
| <b>18"</b>   |  |   |                       |               |               |                        |                      |           |             |           |                          |
| 18" 'Performance' alloy wheels 30/1 with 225/40 R18 92Y tyres          |   | - | -                     | -             | □             | -                      | -                    | -         | £320.83     | £64.17    | <b>£385.00</b>           |
| 18" 'Performance' Machined alloy wheels 30/2 with 225/40 R18 92Y tyres |   | - | -                     | -             | □             | ■                      | -                    | -         | £829.17     | £165.83   | <b>£995.00</b>           |
| 18" 'Performance' alloy wheels 30/3 with 225/40 R18 92Y tyres          |   | - | -                     | -             | □             | -                      | -                    | -         | £208.33     | £41.67    | <b>£250.00</b>           |
| <b>19"</b>   |  |   |                       |               |               |                        |                      |           |             |           |                          |
| 19" 'CUPRA Machined' alloy wheels 30/2 with 235/35 R19 91Y tyres       |  | - | -                     | -             | -             | -                      | -                    | ■         | £0.00       | £0.00     | <b>£0.00</b>             |




■ Standard □ Optional - Not available

# Upholsteries.

|   |   | S | SE Dynamic Technology | SE Technology | FR Technology | FR Titanium Technology | XCELLENCE Technology | CUPRA 300 | Basic Price | VAT @ 20% | Recommended Retail Price |
|---|---|---|-----------------------|---------------|---------------|------------------------|----------------------|-----------|-------------|-----------|--------------------------|
| Coffee Black Cloth                            |    | ■ | -                     | -             | -             | -                      | -                    | -         | £0.00       | £0.00     | £0.00                    |
| w   |    | - | ■                     | ■             | -             | -                      | -                    | -         | £0.00       | £0.00     | £0.00                    |
| Techy Black Cloth                             |    | - | -                     | -             | ■             | ■                      | -                    | -         | £0.00       | £0.00     | £0.00                    |
| Black Leather Sports Seats (White stitching)  |   | - | -                     | -             | -             | -                      | ■                    | -         | £0.00       | £0.00     | £0.00                    |
| Black Alcantara Sports Seats (Grey stitching) |  | - | -                     | -             | -             | -                      | -                    | ■         | £0.00       | £0.00     | £0.00                    |

■ Standard □ Optional - Not available

# Upholsteries.

|   |   | S | SE Dynamic Technology | SE Technology | FR Technology            | FR Titanium Technology | XCELLENCE Technology | CUPRA 300                | Basic Price | VAT @ 20% | Recommended Retail Price |
|---|---|---|-----------------------|---------------|--------------------------|------------------------|----------------------|--------------------------|-------------|-----------|--------------------------|
| Black Leather Sports Seats (White stitching)<br>5Dr and ST only |  | - | -                     | -             | -                        | -                      | -                    | <input type="checkbox"/> | £904.17     | £180.83   | <b>£1,085.00</b>         |
| Black Leather Sports Seats (Red stitching)                      |  | - | -                     | -             | <input type="checkbox"/> | -                      | -                    | -                        | £904.17     | £180.83   | <b>£1,085.00</b>         |
| Black Bucket seats  |  | - | -                     | -             | -                        | -                      | -                    | <input type="checkbox"/> | £1,083.33   | £216.67   | <b>£1,300.00</b>         |

■ Standard ☐ Optional - Not available

# Accessories.

## Gadget Pack



A pack full of the latest practical SEAT accessories gadgets to keep your car organised and functional, including the latest Espresso machine.

## Pet Packs



Keep your best friend happy in the back with this grille and this versatile tailored boot tray or protective seat cover.

|                               | Leon SC                  | Leon 5dr                 | Leon ST                  | CUPRA                    | Basic Price<br>(inc fitting) | VAT @ 20% | Recommended<br>Retail Price<br>(inc fitting) |
|-------------------------------|--------------------------|--------------------------|--------------------------|--------------------------|------------------------------|-----------|--|
| Pack                          |                          |                          |                          |                          |                              |           |  |
| Protection Pack               | <input type="checkbox"/> | <input type="checkbox"/> | <input type="checkbox"/> | -                        | £225.00                      | £45.00    | <b>£270.00</b>                               |
| Adventure Pack                | <input type="checkbox"/> | <input type="checkbox"/> | -                        | <input type="checkbox"/> | £308.33                      | £61.67    | <b>£370.00</b>                               |
| Adventure Pack                | -                        | -                        | <input type="checkbox"/> | -                        | £345.83                      | £69.17    | <b>£415.00</b>                               |
| Family Pack Infant            | <input type="checkbox"/> | <input type="checkbox"/> | <input type="checkbox"/> | <input type="checkbox"/> | £291.67                      | £58.33    | <b>£350.00</b>                               |
| Family Pack Young             | <input type="checkbox"/> | <input type="checkbox"/> | <input type="checkbox"/> | <input type="checkbox"/> | £266.67                      | £53.33    | <b>£320.00</b>                               |
| Pet Pack – Luggage Protection | <input type="checkbox"/> | <input type="checkbox"/> | <input type="checkbox"/> | -                        | £139.17                      | £27.83    | <b>£167.00</b>                               |
| Pet Pack – Seat Protection    | <input type="checkbox"/> | <input type="checkbox"/> | <input type="checkbox"/> | -                        | £122.50                      | £24.50    | <b>£147.00</b>                               |
| Gadget Pack                   | <input type="checkbox"/> | <input type="checkbox"/> | <input type="checkbox"/> | <input type="checkbox"/> | £337.50                      | £67.50    | <b>£405.00</b>                               |
| Business Pack                 | <input type="checkbox"/> | <input type="checkbox"/> | <input type="checkbox"/> | <input type="checkbox"/> | £141.67                      | £28.33    | <b>£170.00</b>                               |
| Travel Pack – Essentials      | <input type="checkbox"/> | <input type="checkbox"/> | <input type="checkbox"/> | <input type="checkbox"/> | £112.50                      | £22.50    | <b>£135.00</b>                               |
| Styling Pack                  | <input type="checkbox"/> | <input type="checkbox"/> | -                        | -                        | £829.17                      | £165.83   | <b>£995.00</b>                               |

**All prices shown are fully inclusive of fitting charges where fitting is required.**

The full range of SEAT approved accessories is available to view at [www.seat.co.uk/accessories](http://www.seat.co.uk/accessories).

Vehicle specific Accessory brochures can also be downloaded.

Always check with your Dealer first to ensure accessories are applicable to your vehicle specification.

Accessory prices are correct at time of publication.



'click+go' is a simple way to order your SEAT Accessory Pack Online to be delivered to your local dealer. The fitted price you see is all you pay. So you know what you're paying.

With easy steps to follow it really is straightforward and, of course, you can 'click+go' any time.

You can order at your SEAT dealer or online at: [www.seat.co.uk/accessories](http://www.seat.co.uk/accessories)

☐ Optional – Not available



# SC Technical data.

|  | 1.4 TSI 125PS<br>Unleaded Petrol<br>FR Technology   | 1.4 TSI 125PS<br>Unleaded Petrol<br>FR Titanium Technology | 1.4 EcoTSI 150PS<br>Unleaded Petrol<br>FR Technology | 1.4 EcoTSI 150PS<br>Unleaded Petrol<br>FR Titanium Technology | 1.4 EcoTSI DSG-auto 150PS<br>Unleaded Petrol<br>FR Technology | 1.4 EcoTSI DSG-auto 150PS<br>Unleaded Petrol<br>FR Titanium Technology | 1.8 TSI 180PS<br>Unleaded Petrol<br>FR Technology         | 1.8 TSI 180PS<br>Unleaded Petrol<br>FR Titanium Technology | 1.8 TSI DSG-auto 180PS<br>Unleaded Petrol<br>FR Technology |
|--|---|--|--|---|---|--|---|--|--|
| Engine                                     |   |  |  |   |   |  |   |  |  |
| Type (cylinders / valves per cylinder)     | 4 / 4   | 4 / 4  | 4 / 4  | 4 / 4   | 4 / 4   | 4 / 4  | 4 / 4   | 4 / 4  | 4 / 4  |
| Displacement (cc)                          | 1395  | 1395   | 1395   | 1395  | 1395  | 1395   | 1798  | 1798   | 1798   |
| Bore and stroke (mm)                       | 74,5 x 80   | 74,5 x 80  | 74,5 x 80  | 74,5 x 80   | 74,5 x 80   | 74,5 x 80  | 82,5 x 84,2   | 82,5 x 84,2  | 82,5 x 84,2  |
| Compression ratio                          | 10  | 10   | 10   | 10  | 10  | 10   | 9.6   | 9.6  | 9.6  |
| Maximum power (PS / kW / rpm) <sup>1</sup> | 125 / 92 / 5000-6000  | 125 / 92 / 5000-6000                                       | 150 / 110 / 5000-6000                                | 150 / 110 / 5000-6000   | 150 / 110 / 5000-6000   | 150 / 110 / 5000-6000  | 180 / 132 / 5100-6200                                     | 180 / 132 / 5100-6200                                      | 180 / 132 / 5100-6200                                      |
| Maximum torque (Nm / lb.ft / rpm)          | 200 / 1400-4000   | 200 / 1400-4000  | 250 / 1500-3500                                      | 250 / 1500-3500   | 250 / 1500-3500   | 250 / 1500-3500  | 250 / 1250-5000   | 250 / 1250-5000  | 250 / 1250-5000  |
| Fuel supply system                         | TSI Direct Injection  | TSI Direct Injection                                       | TSI Direct Injection                                 | TSI Direct Injection  | TSI Direct Injection  | TSI Direct Injection   | MPI Multipoint Injection<br>+ TSI Direct Injection        | MPI Multipoint Injection<br>+ TSI Direct Injection         | MPI Multipoint Injection<br>+ TSI Direct Injection         |
| Emission control                           | EU6   | EU6  | EU6  | EU6   | EU6   | EU6  | EU6   | EU6  | EU6  |
| Performance                                |   |  |  |   |   |  |   |  |  |
| Maximum speed <sup>2</sup> (mph)           | 126   | 126  | 134  | 134   | 134   | 134  | 140   | 140  | 139  |
| Acceleration 0-62 mph (s)                  | 8.9   | 8.9  | 7.9  | 7.9   | 7.9   | 7.9  | 7.4   | 7.4  | 7.1  |
| Fuel Consumption <sup>3</sup>              |   |  |  |   |   |  |   |  |  |
| Urban mpg (l/100km)                        | 42.2 (6.7)  | 42.2 (6.7)   | 47.1 (6.0)   | 47.1 (6.0)  | 48.7 (5.8)  | 48.7 (5.8)   | 37.7 (7.5)  | 37.7 (7.5)   | 39.8 (7.1)   |
| Extra-urban mpg (l/100km)                  | 65.7 (4.3)  | 65.7 (4.3)   | 64.2 (4.4)   | 64.2 (4.4)  | 64.2 (4.4)  | 64.2 (4.4)   | 55.4 (5.1)  | 55.4 (5.1)   | 55.4 (5.1)   |
| Combined mpg (l/100km)                     | 54.3 (5.2)  | 54.3 (5.2)   | 57.6 (4.9)   | 57.6 (4.9)  | 57.6 (4.9)  | 57.6 (4.9)   | 47.1 (6.0)  | 47.1 (6.0)   | 48.7 (5.8)   |
| Co <sub>2</sub> Emission                   |   |  |  |   |   |  |   |  |  |
| CO <sub>2</sub> (g/km)                     | 120   | 120  | 114  | 114   | 115   | 115  | 138   | 138  | 134  |
| Transmission                               |   |  |  |   |   |  |   |  |  |
| Gearbox type                               | 6 speed manual  | 6 speed manual   | 6 speed manual                                       | 6 speed manual  | 7 speed automatic   | 7 speed automatic  | 6 speed manual  | 6 speed manual   | 7 speed automatic  |
| Chassis                                    |   |  |  |   |   |  |   |  |  |
| Front suspension                           | Independent type McPherson – coil springs – hydraulic shock absorber [DCC equipment [Adaptive chassis control]: see Commercial Offer] |  |  |   |   |  |   |  |  |
| Rear suspension                            | Semirigid axle, coil springs and hydraulic shock absorber   |  |  |   |   |  | Multilink axle, coil spring, and hydraulic shock absorber |  |  |
| Steering system                            | R-EPS [Rack Electric Power System], Versions w. DCC and CUPRA: R-EPS Progressive steering   |  |  |   |   |  |   |  |  |
| Turning circle diameter [wall to wall] (m) | 10.2  |  |  |   |   |  |   |  |  |
| Braking System                             |   |  |  |   |   |  |   |  |  |
| Anti-lock Braking System [ABS]             | Dual hydraulic circuit and brake system diagonal split with brake booster   |  |  |   |   |  |   |  |  |
| Type [front/rear]                          | Front ventilated disc brakes and rear solid disc brakes [Cupra: Front ventilated disc brakes and rear ventilated disc brakes]         |  |  |   |   |  |   |  |  |
| Front discs (mm)                           | 288 x 25  | 288 x 25   | 288 x 25   | 288 x 25  | 288 x 25  | 288 x 25   | 312 x 25  | 312 x 25   | 312 x 25   |
| Rear discs (mm)                            | 272 x 10  | 272 x 10   | 272 x 10   | 272 x 10  | 272 x 10  | 272 x 10   | 272 x 10  | 272 x 10   | 272 x 10   |
| Weights                                    |   |  |  |   |   |  |   |  |  |
| Kerb weight [with driver] (kg)             | 1213  | 1213   | 1223   | 1223  | 1243  | 1243   | 1290  | 1290   | 1307   |
| Permissible gross weight (kg)              | 1750  | 1750   | 1750   | 1750  | 1770  | 1770   | 1830  | 1830   | 1840   |
| Max. towing weight without brake (kg)      | 600   | 600  | 610  | 610   | 620   | 620  | 640   | 640  | 650  |
| Max. towing weight with brake 12% (kg)     | 1400  | 1400   | 1500   | 1500  | 1500  | 1500   | 1500  | 1500   | 1500   |

**Footnotes**

<sup>1</sup>The maximum power output figures are quoted in PS [or Pferdestärke, which is the metric equivalent of horsepower]. To convert from metric to imperial horsepower, divide the PS by 1.0139.

<sup>2</sup>Where law permits.

<sup>3</sup>Fuel consumption and CO<sub>2</sub> emissions figures are obtained under standardised EU test conditions (or, in cases of vehicles with WLTP type approval, are the NEDC figures provided pursuant to Government guidance until further notice). These figures facilitate direct comparison between different models from different manufacturers, but may not represent the actual fuel consumption achieved in 'real world' driving conditions. Choice of wheels and other options may affect fuel consumption and emissions data. For more information visit [seat.co.uk](http://seat.co.uk)

# SC Technical data.

|  | 1.8 TSI DSG-auto 180PS<br>Unleaded Petrol<br>FR Titanium Technology   | 2.0 TSI 300PS<br>Unleaded Petrol<br>CUPRA 300      | 2.0 TSI DSG-auto 300PS<br>Unleaded Petrol<br>CUPRA 300 | 2.0 TDI 150PS<br>Diesel<br>FR Technology                  | 2.0 TDI 150PS<br>Diesel<br>FR Titanium Technology | 2.0 TDI 184PS<br>Diesel<br>FR Technology                  | 2.0 TDI 184PS<br>Diesel<br>FR Titanium Technology | 2.0 TDI DSG-auto 184PS<br>Diesel<br>FR Technology | 2.0 TDI DSG-auto 184PS<br>Diesel<br>FR Titanium Technology |
|--|---|--|--|---|---|---|---|---|--|
| Engine                                     |   |  |  |   |   |   |   |   |  |
| Type (cylinders / valves per cylinder)     | 4 / 4   | 4 / 4  | 4 / 4  | 4 / 4   | 4 / 4   | 4 / 4   | 4 / 4   | 4 / 4   | 4 / 4  |
| Displacement (cc)                          | 1798  | 1984   | 1984   | 1968  | 1968  | 1968  | 1968  | 1968  | 1968   |
| Bore and stroke (mm)                       | 82.5 x 84.2   | 82.5 x 92.8  | 82.5 x 92.8  | 81 x 95.5   | 81 x 95.5   | 81 x 95.5   | 81 x 95.5   | 81 x 95.5   | 81 x 95.5  |
| Compression ratio                          | 9.6   | 9.3  | 9.3  | 16.2  | 16.2  | 15.8  | 15.8  | 15.8  | 15.8   |
| Maximum power (PS / KW / rpm) <sup>1</sup> | 180 / 132 / 5100-6200   | 300 / 221 / 5500-6200                              | 300 / 221 / 5500-6200                                  | 150 / 110 / 3500-4000                                     | 150 / 110 / 3500-4000                             | 184 / 135 / 3500-4000                                     | 184 / 135 / 3500-4000                             | 184 / 135 / 3500-4000                             | 184 / 135 / 3500-4000                                      |
| Maximum torque (Nm / lb.ft / rpm)          | 250 / 1250-5000   | 380 / 1800-5500                                    | 380 / 1800-5500  | 340 / 1750-3000   | 340 / 1750-3000                                   | 380 / 1750-3000   | 380 / 1750-3000                                   | 380 / 1750-3000                                   | 380 / 1750-3000  |
| Fuel supply system                         | MPI Multipoint Injection<br>+ TSI Direct Injection  | MPI Multipoint Injection<br>+ TSI Direct Injection | MPI Multipoint Injection<br>+ TSI Direct Injection     | Common Rail Direct Injection                              | Common Rail Direct Injection                      | Common Rail Direct Injection                              | Common Rail Direct Injection                      | Common Rail Direct Injection                      | Common Rail Direct Injection                               |
| Emission control                           | EU6   | EU6  | EU6  | EU6   | EU6   | EU6   | EU6   | EU6   | EU6  |
| Performance                                |   |  |  |   |   |   |   |   |  |
| Maximum speed <sup>2</sup> (mph)           | 139   | 155  | 155  | 134   | 134   | 142   | 142   | 140   | 140  |
| Acceleration 0-62 mph (s)                  | 7.1   | 5.7  | 5.6  | 8.3   | 8.3   | 7.4   | 7.4   | 7.4   | 7.4  |
| Fuel Consumption <sup>3</sup>              |   |  |  |   |   |   |   |   |  |
| Urban mpg (l/100km)                        | 39.8 (7.1)  | 31.4 (9.0)   | 33.6 (8.4)   | 53.3 (5.3)  | 53.3 (5.3)  | 53.3 (5.3)  | 53.3 (5.3)  | 52.3 (5.4)  | 52.3 (5.4)   |
| Extra-urban mpg (l/100km)                  | 55.4 (5.1)  | 49.6 (5.7)   | 49.6 (5.7)   | 72.4 (3.9)  | 72.4 (3.9)  | 68.9 (4.1)  | 68.9 (4.1)  | 67.3 (4.2)  | 67.3 (4.2)   |
| Combined mpg (l/100km)                     | 48.7 (5.8)  | 40.9 (6.9)   | 42.2 (6.7)   | 64.2 (4.4)  | 64.2 (4.4)  | 62.8 (4.5)  | 62.8 (4.5)  | 61.4 (4.6)  | 61.4 (4.6)   |
| Co <sub>2</sub> Emission                   |   |  |  |   |   |   |   |   |  |
| CO <sub>2</sub> (g/km)                     | 134   | 158  | 153  | 112   | 112   | 118   | 118   | 120   | 120  |
| Transmission                               |   |  |  |   |   |   |   |   |  |
| Gearbox type                               | 7 speed automatic   | 6 speed manual                                     | 6 speed automatic                                      | 6 speed manual  | 6 speed manual                                    | 6 speed manual  | 6 speed manual                                    | 6 speed automatic                                 | 6 speed automatic  |
| Chassis                                    |   |  |  |   |   |   |   |   |  |
| Front suspension                           | Independent type McPherson – coil springs – hydraulic shock absorber [DCC equipment [Adaptive chassis control]: see Commercial Offer] |  |  |   |   |   |   |   |  |
| Rear suspension                            | Multilink axle, coil spring, and hydraulic shock absorber   |  |  | Semirigid axle, coil springs and hydraulic shock absorber |   | Multilink axle, coil spring, and hydraulic shock absorber |   |   |  |
| Steering system                            | R-EPS (Rack Electric Power System), Versions w. DCC and CUPRA: R-EPS Progressive steering   |  |  |   |   |   |   |   |  |
| Turning circle diameter [wall to wall] (m) | 10.2  | 10.4   | 10.4   | 10.2  | 10.2  | 10.2  | 10.2  | 10.2  | 10.2   |
| Braking System                             |   |  |  |   |   |   |   |   |  |
| Anti-lock Braking System (ABS)             | Dual hydraulic circuit and brake system diagonal split with brake booster   |  |  |   |   |   |   |   |  |
| Type [front/rear]                          | Front ventilated disc brakes and rear solid disc brakes [Cupra: Front ventilated disc brakes and rear ventilated disc brakes]         |  |  |   |   |   |   |   |  |
| Front discs (mm)                           | 276 x 24  | 276 x 24   | 276 x 24   | 288 x 25  | 288 x 25  | 288 x 25  | 288 x 25  | 288 x 25  | 288 x 25   |
| Rear discs (mm)                            | 253 x 10  | 253 x 10   | 253 x 10   | 253x10  | 253 x 10  | 272 x 10  | 272 x 10  | 272 x 10  | 272 x 10   |
| Weights                                    |   |  |  |   |   |   |   |   |  |
| Kerb weight [with driver] (kg)             | 1307  | 1375   | 1395   | 1285  | 1285  | 1350  | 1350  | 1370  | 1370   |
| Permissible gross weight (kg)              | 1840  | 1870   | 1890   | 1820  | 1820  | 1860  | 1860  | 1890  | 1890   |
| Max. towing weight without brake (kg)      | 650   | -  | -  | 640   | 640   | 670   | 670   | 680   | 680  |
| Max. towing weight with brake 12% (kg)     | 1500  | -  | -  | 1600  | 1600  | 1600  | 1600  | 1600  | 1600   |

Footnotes

<sup>1</sup>The maximum power output figures are quoted in PS [or Pferdestärke, which is the metric equivalent of horsepower]. To convert from metric to imperial horsepower, divide the PS by 1.0139.

<sup>2</sup>Where law permits.

<sup>3</sup>Fuel consumption and CO<sub>2</sub> emissions figures are obtained under standardised EU test conditions (or, in cases of vehicles with WLTP type approval, are the NEDC figures provided pursuant to Government guidance until further notice). These figures facilitate direct comparison between different models from different manufacturers, but may not represent the actual fuel consumption achieved in 'real world' driving conditions. Choice of wheels and other options may affect fuel consumption and emissions data. For more information visit [seat.co.uk](https://www.seat.co.uk)

# 5dr Technical data.

|  | 1.0 TSI Ecomotive 115PS<br>Unleaded petrol<br>SE Technology   | 1.0 TSI Ecomotive<br>DSG-auto 115PS<br>Unleaded petrol<br>SE Technology | 1.2 TSI 110PS<br>Unleaded petrol<br>SE Dynamic Technology | 1.2 TSI 110PS<br>Unleaded petrol<br>SE Technology | 1.4 TSI 125PS<br>Unleaded petrol<br>FR Technology /<br>XCELLENCE Technology | 1.4 EcoTSI 150PS<br>Unleaded petrol<br>FR Technology /<br>XCELLENCE Technology | 1.4 EcoTSI DSG-auto<br>150 PS Unleaded petrol<br>FR Technology /<br>XCELLENCE Technology | 1.8 TSI 180PS<br>Unleaded petrol<br>FR Technology         | 1.8 TSI DSG-auto 180PS<br>Unleaded petrol<br>FR Technology | 2.0 TSI 300 PS<br>Unleaded petrol<br>CUPRA 300     |
|--|---|---|---|---|---|--|--|---|--|--|
| Engine                                     |   |   |   |   |   |  |  |   |  |  |
| Type (cylinders / valves per cylinder)     | 3 / 4   | 3 / 4   | 4 / 4   | 4 / 4   | 4 / 4   | 4 / 4  | 4 / 4  | 4 / 4   | 4 / 4  | 4 / 4  |
| Displacement (cc)                          | 999   | 999   | 1197  | 1197  | 1395  | 1395   | 1395   | 1798  | 1798   | 1984   |
| Bore and stroke (mm)                       | 74.5 / 76.4   | 74.5 / 76.4   | 71 / 75.6   | 71 / 75.6   | 74.5 / 80   | 74.5 / 80  | 74.5 / 80  | 82.5 / 84.2   | 82.5 / 84.2  | 82.5 / 92.8  |
| Compression ratio                          | 10.5  | 10.5  | 10.5  | 10.5  | 10.0  | 10.0   | 10.0   | 9.6   | 9.6  | 9.3  |
| Maximum power (PS / KW / rpm) <sup>1</sup> | 115 / 85 / 5000-5500  | 115 / 85 / 5000-5500  | 110 / 81 / 4600-5600                                      | 110 / 81 / 4600-5600                              | 125 / 92 / 5000-6000  | 150 / 110 / 5000-6000  | 150 / 110 / 5000-6000  | 180 / 132 / 5100-6200                                     | 180 / 132 / 5100-6200                                      | 300 / 221 / 5500-6200                              |
| Maximum torque (Nm / lb.ft / rpm)          | 200 / 2000-3500   | 200 / 2000-3500   | 175 / 1400-4000   | 175 / 1400-4000                                   | 200 / 1400-4000   | 250 / 1500-3500  | 250 / 1500-3500  | 250 / 1250-5000   | 250 / 1250-5000  | 380 / 1800-5500                                    |
| Fuel supply system                         | TSI Direct Injection  | TSI Direct Injection  | TSI Direct Injection                                      | TSI Direct Injection                              | TSI Direct Injection  | TSI Direct Injection   | TSI Direct Injection   | MPI Multipoint Injection<br>+ TSI Direct Injection        | MPI Multipoint Injection<br>+ TSI Direct Injection         | MPI Multipoint Injection<br>+ TSI Direct Injection |
| Emission control                           | EU6   | EU6   | EU6   | EU6   | EU6   | EU6  | EU6  | EU6   | EU6  | EU6  |
| Performance                                |   |   |   |   |   |  |  |   |  |  |
| Maximum speed <sup>2</sup> (mph)           | 123   | 126   | 121   | 121   | 126   | 134  | 134  | 140   | 139  | 155  |
| Acceleration 0-62 mph (s)                  | 9.6   | 10  | 9.9   | 9.9   | 9.1   | 8.0  | 8.0  | 7.5   | 7.2  | 5.8  |
| Fuel Consumption <sup>3</sup>              |   |   |   |   |   |  |  |   |  |  |
| Urban mpg (l/100km)                        | 52.3 [5.4]  | 53.3 [5.3]  | 45.6 [6.2]  | 46.3 [6.1]  | 42.2 [6.7]  | 47.1 [6.0]   | 48.7 [5.8]   | 37.7 [7.5]  | 39.8 [7.1]   | 31.4 [9.0]   |
| Extra-urban mpg (l/100km)                  | 74.3 [3.8]  | 72.4 [3.9]  | 65.7 [4.3]  | 67.3 [4.2]  | 65.7 [4.3]  | 64.2 [4.4]   | 64.2 [4.4]   | 55.4 [5.1]  | 55.4 [5.1]   | 49.6 [5.7]   |
| Combined mpg (l/100km)                     | 64.2 [4.4]  | 64.2 [4.4]  | 56.5 [5.0]  | 57.6 [4.9]  | 54.3 [5.2]  | 57.6 [4.9]   | 57.6 [4.9]   | 47.1 [6.0]  | 48.7 [5.8]   | 40.9 [6.9]   |
| Co <sub>2</sub> Emission                   |   |   |   |   |   |  |  |   |  |  |
| CO <sub>2</sub> (g/km)                     | 102   | 102   | 116   | 114   | 120   | 114  | 115  | 138   | 134  | 158  |
| Transmission                               |   |   |   |   |   |  |  |   |  |  |
| Gearbox type                               | 6 speed manual  | 7 speed automatic   | 6 speed manual  | 6 speed manual                                    | 6 speed manual  | 6 speed manual   | 7 speed automatic  | 6 speed manual  | 7 speed automatic  | 6 speed manual                                     |
| Chassis                                    |   |   |   |   |   |  |  |   |  |  |
| Front suspension                           | Independent type McPherson – coil springs – hydraulic shock absorber [DCC equipment (Adaptive chassis control): see Commercial Offer] |   |   |   |   |  |  |   |  |  |
| Rear suspension                            | Semirigid axle, coil springs and hydraulic shock absorber   |   |   |   |   |  |  | Multilink axle, coil spring, and hydraulic shock absorber |  |  |
| Steering system                            | R-EPS (Rack Electric Power System), Versions w. DCC and CUPRA: R-EPS Progressive steering   |   |   |   |   |  |  |   |  |  |
| Turning circle diameter [wall to wall] (m) | 10.3  | 10.3  | 10.3  | 10.3  | 10.3  | 10.3   | 10.3   | 10.3  | 10.3   | 10.5   |
| Braking System                             |   |   |   |   |   |  |  |   |  |  |
| Anti-lock Braking System (ABS)             | Dual hydraulic circuit and brake system diagonal split with brake booster   |   |   |   |   |  |  |   |  |  |
| Type [front/rear]                          | Front ventilated disc brakes and rear solid disc brakes   |   |   |   |   |  |  |   |  |  |
| Front discs (mm)                           | 276 x 24  | 276 x 24  | 276 x 24  | 276 x 24  | 288 x 25  | 288 x 25   | 288 x 25   | 288 x 25  | 288 x 25   | 340 x 30   |
| Rear discs (mm)                            | 253 x 10  | 253 x 10  | 253 x 10  | 253 x 10  | 253 x 10  | 272 x 10   | 272 x 10   | 272 x 10  | 272 x 10   | 310 x 22   |
| Weights                                    |   |   |   |   |   |  |  |   |  |  |
| Kerb weight [with driver] (kg)             | 1202  | 1225  | 1213  | 1213  | 1233  | 1241   | 1263   | 1310  | 1327   | 1395   |
| Permissible gross weight (kg)              | 1720  | 1740  | 1740  | 1740  | 1770  | 1770   | 1790   | 1830  | 1850   | 1890   |
| Max. towing weight without brake (kg)      | 600   | 610   | 600   | 600   | 610   | 620  | 630  | 650   | 660  | –  |
| Max. towing weight with brake 12% (kg)     | 1000  | 1000  | 1300  | 1300  | 1400  | 1500   | 1500   | 1500  | 1500   | –  |

**Footnotes**

<sup>1</sup>The maximum power output figures are quoted in PS (or Pferdestärke, which is the metric equivalent of horsepower). To convert from metric to imperial horsepower, divide the PS by 1.0139.

<sup>2</sup>Where law permits.

<sup>3</sup>Fuel consumption and CO<sub>2</sub> emissions figures are obtained under standardised EU test conditions (or, in cases of vehicles with WLTP type approval, are the NEDC figures provided pursuant to Government guidance until further notice). These figures facilitate direct comparison between different models from different manufacturers, but may not represent the actual fuel consumption achieved in 'real world' driving conditions. Choice of wheels and other options may affect fuel consumption and emissions data. For more information visit [seat.co.uk](http://seat.co.uk)

# 5dr Technical data.

|  | 2.0 TSI DSG-auto 300 PS<br>Unleaded petrol<br>CUPRA 300   | 1.6 TDI 115PS<br>Diesel<br>S                              | 1.6 TDI 115PS<br>Diesel<br>SE Dynamic Technology | 1.6 TDI 115PS<br>Diesel<br>SE Technology | 1.6 TDI 115PS DSG-auto<br>Diesel<br>SE Dynamic Technology | 1.6 TDI 115PS DSG-auto<br>Diesel<br>SE Technology | 2.0 TDI 150PS<br>Diesel<br>(FR Technology /<br>XCELLENCE Technology) | 2.0 TDI 184PS<br>Diesel<br>(FR Technology /<br>XCELLENCE Technology) | 2.0 TDI DSG-auto 184PS<br>Diesel<br>(FR Technology /<br>XCELLENCE Technology) |
|--|---|---|--|--|---|---|--|--|---|
| Engine                                     |   |   |  |  |   |   |  |  |   |
| Type (cylinders / valves per cylinder)     | 4 / 4   | 4 / 4   | 4 / 4  | 4 / 4                                    | 4 / 4   | 4 / 4   | 4 / 4  | 4 / 4  | 4 / 4   |
| Displacement (cc)                          | 1984  | 1598  | 1598   | 1598                                     | 1598  | 1598  | 1968   | 1968   | 1968  |
| Bore and stroke (mm)                       | 82.5 / 92.8   | 79.5 / 80.5   | 79.5 / 80.5                                      | 79.5 / 80.5                              | 79.5 / 80.5   | 79.5 / 80.5                                       | 81.0 / 95.5  | 81.0 / 95.5  | 81.0 / 95.5   |
| Compression ratio                          | 9.3   | 16.2  | 16.2   | 16.2                                     | 16.2  | 16.2  | 16.2   | 15.8   | 15.8  |
| Maximum power (PS / KW / rpm) <sup>1</sup> | 300 / 221 / 5500-6200   | 115 / 85 / 3250-4000                                      | 115 / 85 / 3250-4000                             | 115 / 85 / 3250-4000                     | 115 / 85 / 3250-4000                                      | 115 / 85 / 3250-4000                              | 150 / 110 / 3500-4000  | 184 / 135 / 3500-4000  | 184 / 135 / 3500-4000   |
| Maximum torque (Nm / lb.ft / rpm)          | 380 / 1800-5500   | 250 / 1500-3250   | 250 / 1500-3250                                  | 250 / 1500-3250                          | 250 / 1500-3250   | 250 / 1500-3250                                   | 340 / 1750-3000  | 380 / 1750-3000  | 380 / 1750-3000   |
| Fuel supply system                         | MPI Multipoint Injection<br>+ TSI Direct Injection  | Common Rail<br>Direct Injection                           | Common Rail<br>Direct Injection                  | Common Rail<br>Direct Injection          | Common Rail<br>Direct Injection                           | Common Rail<br>Direct Injection                   | Common Rail<br>Direct Injection                                      | Common Rail<br>Direct Injection                                      | Common Rail<br>Direct Injection   |
| Emission control                           | EU6   | EU6   | EU6  | EU6                                      | EU6   | EU6   | EU6  | EU6  | EU6   |
| Performance                                |   |   |  |  |   |   |  |  |   |
| Maximum speed <sup>2</sup> (mph)           | 155   | 122   | 122  | 122                                      | 122   | 122   | 134  | 142  | 140   |
| Acceleration 0-62 mph (s)                  | 5.7   | 9.8   | 9.8  | 9.8                                      | 9.8   | 9.8   | 8.4  | 7.5  | 7.5   |
| Fuel Consumption <sup>3</sup>              |   |   |  |  |   |   |  |  |   |
| Urban mpg (l/100km)                        | 33.2 (8.5)  | 61.4 (4.6)  | 61.4 (4.6)                                       | 61.4 (4.6)                               | 65.7 (4.3)  | 65.7 (4.3)  | 53.3 (5.3)   | 53.3 (5.3)   | 52.3 (5.4)  |
| Extra-urban mpg (l/100km)                  | 48.7 (5.8)  | 74.3 (3.8)  | 72.4 (3.9)                                       | 74.3 (3.8)                               | 70.6 (4.0)  | 70.6 (4.0)  | 72.4 (3.9)   | 68.9 (4.1)   | 67.3 (4.2)  |
| Combined mpg (l/100km)                     | 41.5 (6.8)  | 70.6 (4.0)  | 70.6 (4.0)                                       | 70.6 (4.0)                               | 68.9 (4.1)  | 68.9 (4.1)  | 64.2 (4.4)   | 62.8 (4.5)   | 61.4 (4.6)  |
| Co <sub>2</sub> Emission                   |   |   |  |  |   |   |  |  |   |
| CO <sub>2</sub> (g/km)                     | 156   | 105   | 106  | 105                                      | 109   | 108   | 112  | 118  | 120   |
| Transmission                               |   |   |  |  |   |   |  |  |   |
| Gearbox type                               | 6 speed automatic   | 5 speed manual  | 5 speed manual                                   | 5 speed manual                           | 7 speed automatic   | 7 speed automatic                                 | 6 speed manual   | 6 speed manual   | 6 speed automatic   |
| Chassis                                    |   |   |  |  |   |   |  |  |   |
| Front suspension                           | Independent type McPherson – coil springs – hydraulic shock absorber [DCC equipment (Adaptive chassis control): see Commercial Offer] |   |  |  |   |   |  |  |   |
| Rear suspension                            | Multilink axle, coil spring, and hydraulic shock absorber   | Semirigid axle, coil springs and hydraulic shock absorber |  |  |   |   |  | Multilink axle, coil spring, and hydraulic shock absorber            |   |
| Steering system                            | R-EPS (Rack Electric Power System), Versions w. DCC and CUPRA: R-EPS Progressive steering   |   |  |  |   |   |  |  |   |
| Turning circle diameter [wall to wall] (m) | 10.5  | 10.3  | 10.3   | 10.3                                     | 10.3  | 10.3  | 10.3   | 10.3   | 10.3  |
| Braking System                             |   |   |  |  |   |   |  |  |   |
| Anti-lock Braking System (ABS)             | Dual hydraulic circuit and brake system diagonal split with brake booster   |   |  |  |   |   |  |  |   |
| Type (front/rear)                          | Front ventilated disc brakes and rear solid disc brakes   |   |  |  |   |   |  |  |   |
| Rear discs (mm)                            | 340 x 30  | 288 x 25  | 288 x 25   | 288 x 25                                 | 288 x 25  | 288 x 25  | 288 x 25   | 312 x 25   | 312 x 25  |
| Rear discs (mm)                            | 310 x 22  | 253 x 10  | 253 x 10   | 253 x 10                                 | 253 x 10  | 253 x 10  | 253 x 10   | 272 x 10   | 272 x 10  |
| Weights                                    |   |   |  |  |   |   |  |  |   |
| Kerb weight [with driver] (kg)             | 1421  | 1260  | 1260   | 1260                                     | 1280  | 1280  | 1305   | 1370   | 1390  |
| Permissible gross weight (kg)              | 1910  | 1810  | 1810   | 1810                                     | 1830  | 1830  | 1820   | 1880   | 1900  |
| Max. towing weight without brake (kg)      | –   | 630   | 630  | 630                                      | 640   | 640   | 650  | 680  | 690   |
| Max. towing weight with brake 12% (kg)     | –   | 1500  | 1500   | 1500                                     | 1000 (w.c 26/15 > 1500)                                   | 1000 (w.c 26/15 > 1500)                           | 1600   | 1600   | 1600  |

Footnotes

<sup>1</sup>The maximum power output figures are quoted in PS (or Pferdestärke, which is the metric equivalent of horsepower). To convert from metric to imperial horsepower, divide the PS by 1.0139.

<sup>2</sup>Where law permits.

<sup>3</sup>Fuel consumption and CO<sub>2</sub> emissions figures are obtained under standardised EU test conditions (or, in cases of vehicles with WLTP type approval, are the NEDC figures provided pursuant to Government guidance until further notice). These figures facilitate direct comparison between different models from different manufacturers, but may not represent the actual fuel consumption achieved in 'real world' driving conditions. Choice of wheels and other options may affect fuel consumption and emissions data. For more information visit [seat.co.uk](http://seat.co.uk)

# ST Technical data.

|  | 1.0 TSI Ecomotive 115PS<br>Unleaded Petrol<br>SE Technology   | 1.0 TSI Ecomotive<br>DSG-auto 115PS<br>Unleaded Petrol<br>SE Technology | 1.2 TSI 110PS<br>Unleaded Petrol<br>SE Dynamic Technology | 1.2 TSI 110PS<br>Unleaded Petrol<br>SE Technology | 1.4 TSI 125PS<br>Unleaded Petrol<br>FR Technology<br>/ XCELLENCE Technology | 1.4 EcoTSI 150PS<br>Unleaded Petrol<br>FR Technology<br>/ XCELLENCE Technology | 1.4 EcoTSI DSG-auto 150PS<br>Unleaded Petrol<br>FR Technology<br>/ XCELLENCE Technology | 1.8 TSI 180PS<br>Unleaded Petrol<br>FR Technology         | 1.8 TSI DSG-auto 180PS<br>Unleaded Petrol<br>FR Technology |
|--|---|---|---|---|---|--|---|---|--|
| Engine                                     |   |   |   |   |   |  |   |   |  |
| Type (cylinders / valves per cylinder)     | 3 / 3   | 3 / 3   | 4 / 4   | 4 / 4   | 4 / 4   | 4 / 4  | 4 / 4   | 4 / 4   | 4 / 4  |
| Displacement (cc)                          | 999   | 999   | 1197  | 1197  | 1395  | 1395   | 1395  | 1798  | 1798   |
| Bore and stroke (mm)                       | 74.5 / 76.4   | 74.5 / 76.4   | 71 / 75.6   | 71 / 75.6   | 74.5 / 80   | 74.5 / 80  | 74.5 / 80   | 82.5 / 84.2   | 82.5 / 84.2  |
| Compression ratio                          | 10.5  | 10.5  | 10.5  | 10.5  | 10.0  | 10.0   | 10.0  | 9.6   | 9.6  |
| Maximum power (PS / KW / rpm)¹             | 115 / 85 / 5000-5500  | 115 / 85 / 5000-5500  | 110 / 81 / 4600-5600                                      | 110 / 81 / 4600-5600                              | 125 / 92 / 5000-6000  | 150 / 110 / 5000-6000  | 150 / 110 / 5000-6000   | 180 / 132 / 5100-6200                                     | 180 / 132 / 5100-6200                                      |
| Maximum torque (Nm / lb.ft / rpm)          | 200 / 2000-3500   | 200 / 2000-3500   | 175 / 1400-4000   | 175 / 1400-4000                                   | 200 / 1400-4000   | 250 / 1500-3500  | 250 / 1500-3500   | 250 / 1250-5000   | 250 / 1250-5000  |
| Fuel supply system                         | TSI Direct Injection  | TSI Direct Injection  | TSI Direct Injection                                      | TSI Direct Injection                              | TSI Direct Injection  | TSI Direct Injection   | TSI Direct Injection  | MPI Multipoint Injection<br>+ TSI Direct Injection        | MPI Multipoint Injection<br>+ TSI Direct Injection         |
| Emission control                           | EU6   | EU6   | EU6   | EU6   | EU6   | EU6  | EU6   | EU6   | EU6  |
| Performance                                |   |   |   |   |   |  |   |   |  |
| Maximum speed² (mph)                       | 126   | 126   | 121   | 121   | 126   | 134  | 134   | 140   | 139  |
| Acceleration 0-62 mph (s)                  | 9.8   | 10.2  | 10.1  | 10.1  | 9.4   | 8.2  | 8.2   | 7.8   | 7.7  |
| Fuel Consumption³                          |   |   |   |   |   |  |   |   |  |
| Urban mpg (l/100km)                        | 52.3 [5.4]  | 53.3 [5.3]  | 45.6 [6.2]  | 46.3 [6.1]  | 42.2 [6.7]  | 47.1 [6.0]   | 47.9 [5.9]  | 37.7 [7.5]  | 39.8 [7.1]   |
| Extra-urban mpg (l/100km)                  | 74.3 [3.8]  | 72.4 [3.9]  | 65.7 [4.3]  | 67.3 [4.2]  | 65.7 [4.3]  | 64.2 [4.4]   | 62.8 [4.5]  | 55.4 [5.1]  | 55.4 [5.1]   |
| Combined mpg (l/100km)                     | 64.2 [4.4]  | 64.2 [4.4]  | 56.5 [5.0]  | 57.6 [4.9]  | 54.3 [5.2]  | 57.6 [4.9]   | 56.5 [5.0]  | 47.1 [6.0]  | 48.7 [5.8]   |
| Co₂ Emission                               |   |   |   |   |   |  |   |   |  |
| CO₂ (g/km)                                 | 102   | 102   | 116   | 114   | 120   | 114  | 117   | 138   | 134  |
| Transmission                               |   |   |   |   |   |  |   |   |  |
| Gearbox type                               | 6 speed manual  | 7 speed automatic   | 6 speed manual  | 6 speed manual                                    | 6 speed manual  | 6 speed manual   | 7 speed automatic   | 6 speed manual  | 7 speed automatic  |
| Chassis                                    |   |   |   |   |   |  |   |   |  |
| Front suspension                           | Independent type McPherson – coil springs – hydraulic shock absorber [DCC equipment [Adaptive chassis control]: see Commercial Offer] |   |   |   |   |  |   |   |  |
| Rear suspension                            | Semirigid axle, coil springs and hydraulic shock absorber   |   |   |   |   |  |   | Multilink axle, coil spring, and hydraulic shock absorber |  |
| Steering system                            | R-EPS [Rack Electric Power System], Versions w. DCC and CUPRA: R-EPS Progressive steering   |   |   |   |   |  |   |   |  |
| Turning circle diameter [wall to wall] (m) | 10.3  |   |   |   |   |  |   |   |  |
| Braking System                             |   |   |   |   |   |  |   |   |  |
| Anti-lock Braking System [ABS]             | Dual hydraulic circuit and brake system diagonal split with brake booster   |   |   |   |   |  |   |   |  |
| Type (front/rear)                          | Front ventilated disc brakes and rear solid disc brakes   |   |   |   |   |  |   |   |  |
| Rear discs (mm)                            | 276 x 24  | 276 x 24  | 276 x 24  | 276 x 24  | 288 x 25  | 288 x 25   | 288 x 25  | 288 x 25  | 288 x 25   |
| Rear discs (mm)                            | 253 x 10  | 253 x 10  | 253 x 10  | 253 x 10  | 272 x 10  | 272 x 10   | 272 x 10  | 272 x 10  | 272 x 10   |
| Weights                                    |   |   |   |   |   |  |   |   |  |
| Kerb weight [with driver] (kg)             | 1236  | 1259  | 1247  | 1247  | 1257  | 1277   | 1297  | 1355  | 1372   |
| Permissible gross weight (kg)              | 1770  | 1790  | 1800  | 1800  | 1830  | 1840   | 1860  | 1900  | 1890   |
| Max. towing weight without brake (kg)      | 610   | 620   | 620   | 620   | 620   | 630  | 640   | 670   | 680  |
| Max. towing weight with brake 12% (kg)     | 1000  | 1100  | 1300  | 1300  | 1400  | 1500   | 1500  | 1500  | 1500   |

**Footnotes**

<sup>1</sup>The maximum power output figures are quoted in PS [or Pferdestärke, which is the metric equivalent of horsepower]. To convert from metric to imperial horsepower, divide the PS by 1.0139.

<sup>2</sup>Where law permits.

<sup>3</sup>Fuel consumption and CO<sub>2</sub> emissions figures are obtained under standardised EU test conditions (or, in cases of vehicles with WLTP type approval, are the NEDC figures provided pursuant to Government guidance until further notice). These figures facilitate direct comparison between different models from different manufacturers, but may not represent the actual fuel consumption achieved in 'real world' driving conditions. Choice of wheels and other options may affect fuel consumption and emissions data. For more information visit [seat.co.uk](http://seat.co.uk)



# ST Technical data.

|  | 2.0 TSI 300PS<br>Unleaded petrol<br>CUPRA 300   | 2.0 TSI DSG-auto<br>4Drive 300PS<br>Unleaded petrol<br>CUPRA 300 | 1.6 TDI 115PS<br>Diesel<br>S / SE Technology              | 1.6 TDI 115PS<br>Diesel<br>SE Dynamic Technology | 1.6 TDI DSG-auto 115PS<br>Diesel<br>SE Technology | 1.6 TDI DSG-auto 115PS<br>Diesel<br>SE Dynamic Technology | 2.0 TDI 150PS<br>Diesel<br>FR Technology<br>/ XCELLENCE Technology | 2.0 TDI 184PS<br>Diesel<br>FR Technology<br>/ XCELLENCE Technology | 2.0 TDI DSG-auto 184PS<br>Diesel<br>FR Technology<br>/ XCELLENCE Technology |
|--|---|--|---|--|---|---|--|--|---|
| Engine                                     |   |  |   |  |   |   |  |  |   |
| Type (cylinders / valves per cylinder)     | 4 / 4   | 4 / 4  | 4 / 4   | 4 / 4  | 4 / 4   | 4 / 4   | 4 / 4  | 4 / 4  | 4 / 4   |
| Displacement (cc)                          | 1984  | 1984   | 1598  | 1598   | 1598  | 1598  | 1968   | 1968   | 1968  |
| Bore and stroke (mm)                       | 82.5 / 92.8   | 82.5 / 92.8  | 79.5 / 80.5   | 79.5 / 80.5                                      | 79.5 / 80.5                                       | 79.5 / 80.5   | 81.0 / 95.5  | 81.0 / 95.5  | 81.0 / 95.5   |
| Compression ratio                          | 9.3   | 9.3  | 16.2  | 16.2   | 16.2  | 16.2  | 16.2   | 15.8   | 15.8  |
| Maximum power (PS / KW / rpm) <sup>1</sup> | 300 / 221 / 5500-6200   | 300 / 221 / 5500-6200  | 115 / 85 / 3250-4000                                      | 115 / 85 / 3250-4000                             | 115 / 85 / 3250-4000                              | 115 / 85 / 3250-4000                                      | 150 / 110 / 3500-4000  | 184 / 135 / 3500-4000  | 184 / 135 / 3500-4000   |
| Maximum torque (Nm / lb.ft / rpm)          | 380 / 1800-5500   | 380 / 1800-5500  | 250 / 1500-3250   | 250 / 1500-3250                                  | 250 / 1500-3250                                   | 250 / 1500-3250   | 340 / 1750-3000  | 380 / 1750-3000  | 380 / 1750-3000   |
| Fuel supply system                         | MPI Multipoint Injection<br>+ TSI Direct Injection  | MPI Multipoint Injection<br>+ TSI Direct Injection               | Common Rail Direct Injection                              | Common Rail Direct Injection                     | Common Rail Direct Injection                      | Common Rail Direct Injection                              | Common Rail Direct Injection                                       | Common Rail Direct Injection                                       | Common Rail Direct Injection  |
| Emission control                           | EU6   | EU6  | EU6   | EU6  | EU6   | EU6   | EU6  | EU6  | EU6   |
| Performance                                |   |  |   |  |   |   |  |  |   |
| Maximum speed <sup>2</sup> (mph)           | 155   | 155  | 122   | 122  | 122   | 122   | 134  | 142  | 140   |
| Acceleration 0-62 mph (s)                  | 6.0   | 4.9  | 9.9   | 9.9  | 9.9   | 9.9   | 8.6  | 7.8  | 7.8   |
| Fuel Consumption <sup>3</sup>              |   |  |   |  |   |   |  |  |   |
| Urban mpg (l/100km)                        | 31.0 (9.1)  | 31.0 (9.1)   | 61.4 (4.6)  | 60.1 (4.7)                                       | 62.8 (4.5)  | 62.8 (4.5)  | 53.3 (5.3)   | 52.3 (5.4)   | 49.6 (5.7)  |
| Extra-urban mpg (l/100km)                  | 48.7 (5.8)  | 46.3 (6.1)   | 74.3 (3.8)  | 72.4 (3.9)                                       | 68.9 (4.1)  | 68.9 (4.1)  | 72.4 (3.9)   | 67.3 (4.2)   | 65.7 (4.3)  |
| Combined mpg (l/100km)                     | 40.4 (7.0)  | 39.2 (7.2)   | 68.9 (4.1)  | 68.9 (4.1)                                       | 67.3 (4.2)  | 67.3 (4.2)  | 67.3 (4.2)   | 61.4 (4.6)   | 58.9 (4.8)  |
| Co <sub>2</sub> Emission                   |   |  |   |  |   |   |  |  |   |
| CO <sub>2</sub> (g/km)                     | 161   | 164  | 108   | 109  | 111   | 112   | 112  | 121  | 125   |
| Transmission                               |   |  |   |  |   |   |  |  |   |
| Gearbox type                               | 6 speed manual  | 6 speed automatic  | 5 speed manual  | 5 speed manual                                   | 7 speed automatic                                 | 7 speed automatic   | 6 speed manual   | 6 speed manual   | 6 speed automatic   |
| Chassis                                    |   |  |   |  |   |   |  |  |   |
| Front suspension                           | Independent type McPherson – coil springs – hydraulic shock absorber [DCC equipment (Adaptive chassis control): see Commercial Offer] |  |   |  |   |   |  |  |   |
| Rear suspension                            | Multilink axle, coil spring, and hydraulic shock absorber   |  | Semirigid axle, coil springs and hydraulic shock absorber |  |   |   |  | Multilink axle, coil spring, and hydraulic shock absorber          |   |
| Steering system                            | R-EPS (Rack Electric Power System), Versions w. DCC and CUPRA: R-EPS Progressive steering   |  |   |  |   |   |  |  |   |
| Turning circle diameter [wall to wall] (m) | 10.5  | 10.5   | 10.3  | 10.3   | 10.3  | 10.3  | 10.3   | 10.3   | 10.3  |
| Braking System                             |   |  |   |  |   |   |  |  |   |
| Anti-lock Braking System (ABS)             | Dual hydraulic circuit and brake system diagonal split with brake booster   |  |   |  |   |   |  |  |   |
| Type (front/rear)                          | Front ventilated disc brakes and rear solid disc brakes   |  |   |  |   |   |  |  |   |
| Rear discs (mm)                            | 340 x 30  | 340 x 30   | 288 x 25  | 288 x 25   | 288 x 25  | 288 x 25  | 288 x 25   | 312 x 25   | 312 x 25  |
| Rear discs (mm)                            | 310 x 22  | 310 x 22   | 253 x 10  | 253 x 10   | 253 x 10  | 253 x 10  | 253 x 10   | 272 x 10   | 272 x 10  |
| Weights                                    |   |  |   |  |   |   |  |  |   |
| Kerb weight [with driver] (kg)             | 1440  | 1545   | 1305  | 1305   | 1326  | 1326  | 1358   | 1415   | 1435  |
| Permissible gross weight (kg)              | 1980  | 2040   | 1870  | 1870   | 1890  | 1890  | 1910   | 1970   | 2000  |
| Max. towing weight without brake (kg)      | –   | –  | 650   | 650  | 660   | 660   | 670  | 700  | 710   |
| Max. towing weight with brake 12% (kg)     | –   | –  | 1500  | 1500   | 1500  | 1500  | 1600   | 1600   | 1600  |

Footnotes

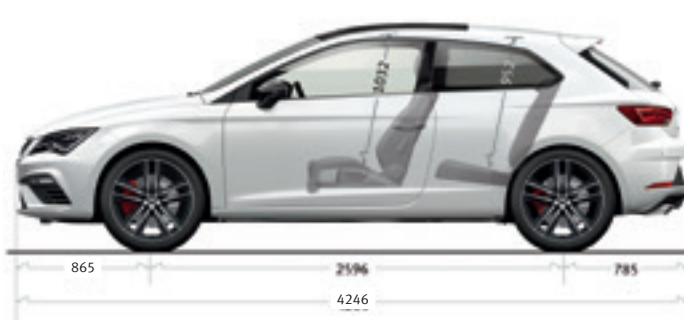
<sup>1</sup>The maximum power output figures are quoted in PS [or Pferdestärke, which is the metric equivalent of horsepower]. To convert from metric to imperial horsepower, divide the PS by 1.0139.

<sup>2</sup>Where law permits.

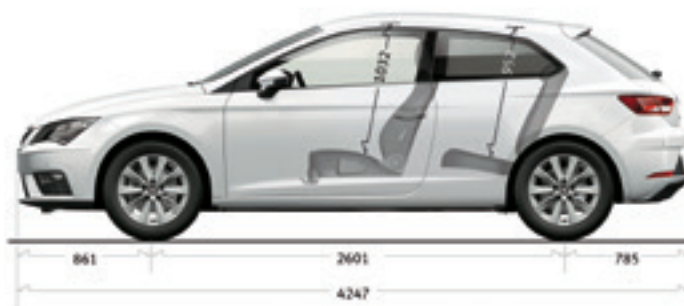
<sup>3</sup>Fuel consumption and CO<sub>2</sub> emissions figures are obtained under standardised EU test conditions (or, in cases of vehicles with WLTP type approval, are the NEDC figures provided pursuant to Government guidance until further notice). These figures facilitate direct comparison between different models from different manufacturers, but may not represent the actual fuel consumption achieved in 'real world' driving conditions. Choice of wheels and other options may affect fuel consumption and emissions data. For more information visit [seat.co.uk](http://seat.co.uk)

# Technical Data.

Leon SC CUPRA 300



Leon SC



# Technical Data.

Leon 5 Dr CUPRA 300



Leon 5 Dr



# Technical Data.

Leon ST CUPRA 300



Leon ST



# Vehicle Excise Duty.

All new vehicles are subject to a form of vehicle excise duty based on the type of fuel the vehicle uses and its carbon dioxide (CO<sub>2</sub>) emission level, measured in grammes per kilometre (g/km). To help you identify the duty you will pay, the DVLA has created thirteen bands. The table below shows the 12 month RFL rate for petrol and diesel cars: Effective from 1st April 2018 until 31st March 2019.

| CO <sub>2</sub> g/km | 1st Year Rate | Standard Rate |
|----------------------|---------------|---------------|
| 0                    | £0            | £0            |
| 1                    | £10           | £140          |
| 51                   | £25           | £140          |
| 76                   | £105          | £140          |
| 91                   | £125          | £140          |
| 101                  | £145          | £140          |
| 111                  | £165          | £140          |
| 131                  | £205          | £140          |
| 151                  | £515          | £140          |
| 171                  | £830          | £140          |
| 191                  | £1,240        | £140          |
| 226                  | £1,760        | £140          |
| 256                  | £2,070        | £140          |

The Autumn Budget 2017 announced that new diesel vehicles registered after 1 April 2018, and that do not meet the RDE2 standard will be charged a supplement on their First Year Rate, to the effect of moving up by one VED band. Currently all SEAT diesel engines are affected by this supplement.

# Fuel Consumption and CO<sub>2</sub>.

Fuel consumption and CO<sub>2</sub> figures are obtained under standardised EU test conditions (Directive 93/116/EEC). This allows a direct comparison between different manufacturer models but may not represent the actual fuel consumption achieved in 'real world' driving conditions. Optional wheels may affect emissions and fuel consumption figures. More information is available on the SEAT website at [www.seat.co.uk](http://www.seat.co.uk) and at [www.vca.gov.uk](http://www.vca.gov.uk).

## How is the fuel consumption test conducted?

The test is outlined in Directive 93/116/EC as amended by Regulation (EC) 692/2008, and provides results that are more than representative of actual average on-road fuel consumption than previous tests. There are two parts: an urban and an extra-urban cycle. The cars tested have to be run-in and must have been driven for at least 1,800 miles (3,000 kilometres) before testing.

- **Urban Cycle.** The urban test cycle is carried out in a laboratory at an ambient temperature of 20°C to 30°C on a rolling road from a cold start, i.e. the engine has not run for several hours. The cycle consists of a series of accelerations, steady speeds, decelerating and idling. Maximum speed is 31mph (50km/h), average speed 12mph (19km/h) and the distance covered is 2.5 miles (4km).
- **Extra-Urban Cycle.** This cycle is conducted immediately following the urban cycle and consists of roughly half steady-speed driving and the remainder accelerations, decelerations, and some idling. Maximum speed is 75mph (120km/h), average speed is 39mph (63 km/h) and the distance covered is 4.3miles (7km).
- **Combined Fuel Consumption Figure.** The combined figure presented is for the urban and extra-urban cycle together. It is therefore an average of the two parts of the test, weighted by the distances covered in each part.

Additional information can be found at: [www.vca.gov.uk](http://www.vca.gov.uk).

# CO<sub>2</sub> Benefit in Kind (BIK) Tax.

## How to calculate your liability

The BIK value is calculated by taking the On The Road (OTR) price of the vehicle, less the RFL and first registration fee. This figure, known as the P11D value, is then multiplied by a percentage value based on the CO<sub>2</sub> emissions of the vehicle.

- For tax year 2018/19, the banding starts at 13%, applicable to cars which emit between 0 and 55 g/km (a 4% surcharge exists on all diesel that emits less than 180 grammes of CO<sub>2</sub> per kilometre and that do not meet the RDE2 standard).
- Cars which emit between 95 and 99 g/km attract a charge of 20%.
- Cars which emit between 100 and 104 g/km attract a charge of 21%. Every 5 g/km increase from 105 g/km adds 1% to the banding.
- The maximum charge is 37%.
- The exact CO<sub>2</sub> figure is always rounded down to the nearest 5 g/km (e.g. emissions of 139 g/km would be charged at the rate for 135 g/km).

To find out how much you will pay, simply multiply the BIK value by percentage level of income tax that you pay, which will vary depending on where in the UK you pay your tax.

## Fuel benefit charge

If your employer provides you with free fuel, this is treated as an additional taxable benefit. The charge for the 2018/19 tax year is based on a set figure of £23,400.00, and uses the same percentage figure used to calculate your company car BIK value.

### Fuel benefit charge example – Leon 5dr FR Technology 2.0 TDI 150PS

The percentage used to calculate the BIK value for the Leon 5dr FR Technology 2.0 TDI 150PS is 27%. If free fuel is supplied with this car for the 2018/19 tax year, the fuel benefit will be: £23,400.00 x 27% = £6,318.00

At 20% income tax: £6,318.00 x 20% = £1,264.00

### BIK calculation example – Leon 5dr FR Technology 2.0 TDI 150PS

|   |                     |
|---|---------------------|
| P11D value (OTR price less RFL and first registration fee)  | £23,620.00          |
| CO <sub>2</sub> emissions (g/km)                            | 112                 |
| Company car BIK tax based on CO <sub>2</sub> emission level | 27%                 |
| Taxable BIK (for 2018/19 tax year): 27% of £23,620.00       | £6,377.00           |
| <b>Annual company car tax (2017/18)</b>                     |                     |
| 20% income tax: 20% of £6,377.00                            | £1,275.00 per annum |
| <b>Monthly company car tax (2017/18)</b>                    |                     |
| 20% income tax: £1,275.00 divided by 12                     | £106.00 per month   |



## Effect of Wheel Size on CO<sub>2</sub>

Choosing larger wheels than standard as options may result in increased fuel consumption as well as higher CO<sub>2</sub> emissions and consequently increased Vehicle Excise Duty (VED) and BIK rates. This is due to larger wheels having both more aerodynamic drag and more mechanical drag, resulting in increased rolling resistance and increased wind resistance. As a result, the VED band that the vehicle falls into may increase. In some instances, the 'On the Road' price for the vehicle may increase as a result of the increased VED rate.

| Model                         | Litres | Engine       | PS  | Standard Wheel Size | CO <sub>2</sub> g/km, Standard Wheels | Maximum VED Band, Standard Wheels | Combined mpg, Standard Wheels | Optional Alloy Wheel Size | CO <sub>2</sub> g/km, Optional Wheels | Maximum VED Band, Optional Wheels | Combined mpg, Optional Wheels |
|-------------------------------|--------|--------------|-----|---------------------|---------------------------------------|-----------------------------------|-------------------------------|---------------------------|---------------------------------------|-----------------------------------|-------------------------------|
| <b>LEON SC</b>                |        |              |     |                     |                                       |                                   |                               |                           |                                       |                                   |                               |
| <b>Leon SC FR Technology</b>  | 1.4    | TSI          | 125 | 17"                 | 120                                   | C                                 | 54.3                          | 18"                       | 120                                   | C                                 | 54.3                          |
| <b>LEON 5DR</b>               |        |              |     |                     |                                       |                                   |                               |                           |                                       |                                   |                               |
| <b>Leon 5DR SE Technology</b> | 1.2    | TSI          | 110 | 16"                 | 114                                   | C                                 | 57.6                          | 17"                       | 116                                   | C                                 | 56.5                          |
| <b>Leon 5DR SE Technology</b> | 1.6    | TDI          | 115 | 16"                 | 105                                   | B                                 | 70.6                          | 17"                       | 106                                   | B                                 | 70.6                          |
| <b>Leon 5DR SE Technology</b> | 1.6    | TDI DSG-auto | 115 | 16"                 | 108                                   | B                                 | 68.9                          | 17"                       | 109                                   | B                                 | 68.9                          |
| <b>LEON ST</b>                |        |              |     |                     |                                       |                                   |                               |                           |                                       |                                   |                               |
| <b>Leon ST SE Technology</b>  | 1.2    | TSI          | 110 | 16"                 | 114                                   | C                                 | 57.6                          | 17"                       | 116                                   | C                                 | 56.5                          |
| <b>Leon ST SE Technology</b>  | 1.6    | TDI          | 115 | 16"                 | 108                                   | B                                 | 68.9                          | 17"                       | 109                                   | B                                 | 68.9                          |
| <b>Leon ST SE Technology</b>  | 1.6    | TDI DSG-auto | 115 | 16"                 | 111                                   | C                                 | 67.3                          | 17"                       | 112                                   | C                                 | 67.3                          |

# SEAT Information.



## **The SEAT Warranty.**

**Three-year Warranty.** All new SEATs registered in the UK come with a three year/ 60,000 miles warranty, which protects your car against the failure of most mechanical and electrical components due to manufacturing defects. This comprises a two-year manufacturer's warranty with unlimited mileage plus a further one-year/60,000 (whichever is soonest) Dealer Warranty. Should the mileage exceed 60,000 miles within the first two years, the manufacturer's two-year warranty will still be valid. If an additional warranty for subsequent years or higher mileage is desired, it may be purchased from an authorised SEAT dealer or repairer, however, this additional warranty must be purchased before the mileage reaches 60,000. Cover is subject to the car being serviced and maintained according to the manufacturer's technical guidelines. Full details of the three-year warranty are available from your SEAT dealer or repairer.



## **SEAT Extended Warranty.**

If you take out a SEAT Extended Warranty before your new car is registered, you'll get exactly the same level of cover as the three year warranty, but for up to five years. You can choose a SEAT Extended Warranty to last until the end of the 4th year/up to 75,000 miles or until the end of the 5th year/up to 90,000 miles (whichever is soonest).

PLEASE NOTE: SEAT Extended Warranty products are only available at the time of ordering your new SEAT.



## **Three-year Paint Warranty.**

The paintwork of all models featured in this price list is covered against manufacturing defects for a period of three years. Naturally, the vehicle must be cared for in compliance with the operating instructions which will be found in your vehicle handbook.

Please consult your authorised SEAT dealer or repairer for full warranty details.

## **Twelve-year Body Protection Warranty.**

The internal body sections and panels of the models featured in this price list are covered against rusting through from the outside for twelve years. Naturally, the vehicle must be cared for in compliance with the operating instructions which will be found in your vehicle handbook. Please consult your authorised SEAT dealer or repairer for full warranty details.



## **SEAT Parts Warranty.**

SEAT parts and accessories supplied after new vehicle delivery are covered by our 24 months parts warranty.



## **SEAT Insurance.**

Insurance works alongside your existing main motor insurance policy no matter who it's from, giving you three years FREE cover on all new and used SEATs. Activate your policy at [seat-ensurance.co.uk](http://seat-ensurance.co.uk) and get one-stop accident management in the event of an accident or theft. After activation, you'll receive a confirmation email and Cover Booklet PDF with full terms and conditions.



## **SEAT Assistance (including European cover).**

Any new SEAT purchased and registered in the UK from an authorised SEAT dealer, is covered free by SEAT Assistance (including European cover) for roadside repairs or recovery to an authorised repairer for a term of two years. Your member of the SEAT authorised network will ensure that all servicing and repairs are carried out in accordance with the manufacturer's instructions. Terms and conditions apply.

## **Specifications.**

Specifications refer to Model Year 2018. While SEAT makes every effort to make sure that specifications are accurate at time of going to press **(04/18)**, you should always check details with your SEAT dealer as there may have been changes in view of SEAT's policy of continuous product improvement. The right is reserved to change specification and colour at any time. The information in this price list can therefore be given as guidance only.





**SEAT** is committed to a policy of continuous product development and reserves the right to make changes to specifications, colours and prices without notice. The information in this brochure and pricing and specification list can therefore be given as guidance only. While SEAT makes every effort to ensure that specifications are accurate at the time of publication, you should always check with your authorised SEAT dealership for the latest information. The information in this document refers to model year 18 vehicles. Due to limitations of the printing process the colours reproduced in this pricing and specification list may vary slightly from the actual paint colour and material. These vehicles and all their parts, as well as the original spares, were designed according to the Legal Regulations governing the prevention and minimisation of Environmental Impact, through the use of recycled/recyclable materials, with measures taken to achieve suitable recycling for the conservation and improvement of environmental quality. SEAT UK has made provision for the correct disposal and recycling\* of all SEAT Vehicles when they are delivered by the customer to its national network of Environment Agency authorised treatment facilities. This service is offered at no cost to the last holder and applies to SEAT vehicles of any age which are substantially complete. The service is provided by Cartakeback.com and to find your nearest facility contact 0845 257 32 33 or browse to [www.cartakeback.com](http://www.cartakeback.com).

\* Since 2006 all vehicles returned to SEAT were certified by UK Government to be recycled to 85%.

04/2018

**[seat.co.uk](http://seat.co.uk)**